

STATEMENT OF APPROPRIATIONS, ALLOTMENTS, OBLIGATIONS, DISBURSEMENTS AND BALANCES
As at the Quarter Ending December 31, 2024

Department : State Universities and Colleges (SUCs)
Agency/Entity : Southern Leyte State University
Operating Unit : < not applicable >
Organization Code (UACS) : 08 081 0000000
Fund Cluster : 01 - Regular Agency Fund
(e.g. UACS Fund Cluster: 01-Regular Agency Fund, 02-Foreign Assisted Projects Fund, 03-Special Account-Locally Funded/Domestic Grants Fund, and 04-Special Account-Foreign Assisted/Foreign Grants Fund)

	Current Year Appropriations
	Supplemental Appropriations
X	Continuing Appropriations

Particulars	UACS CODE	Appropriations		Allotments							Current Year Obligations					Current Year Disbursements					Balances			
		Authorized Appropriations	Adjustments (Transfer To/From, Modifications / Augmentations)	Adjusted Appropriations	Allotments		Adjustments (Reductions, Modifications / Augmentations)	Transfer To	Transfer From	Adjusted Allotments	1st Quarter Ending March 31	2nd Quarter Ending June 30	3rd Quarter Ending September 30	4th Quarter Ending December 31	Total	1st Quarter Ending March 31	2nd Quarter Ending June 30	3rd Quarter Ending September 30	4th Quarter Ending December 31	Total	Unused Funds		Unpaid Obligations (16-21)=(24+25)	
					SARO	Unobligated															Unreleased Appropriations	Unobligated Allotments	Due and Demandable	Not Yet Due and Demandable
1	2	3	4	5=(3+4)	6	7	8	9	10	11=[(8+7)+(9)-9+10]	12	13	14	15	16=(12+13+14+15)	17	18	19	20	21=(17+18+19+20)	22=(5-11)	23=(11-16)	24	25
Unreleased Appropriations		43,292,742.00	0.00	43,292,742.00	43,275,242.00	0.00	0.00	0.00	0.00	43,275,242.00	36,992,742.00	1,282,500.00	447,400.28	3,455,326.65	42,177,968.93	36,992,742.00	1,282,500.00	447,400.28	3,455,326.65	42,177,968.93	17,500.00	1,097,273.07	0.00	0.00
I. Agency Specific Budget		43,292,742.00	0.00	43,292,742.00	43,275,242.00	0.00	0.00	0.00	0.00	43,275,242.00	36,992,742.00	1,282,500.00	447,400.28	3,455,326.65	42,177,968.93	36,992,742.00	1,282,500.00	447,400.28	3,455,326.65	42,177,968.93	17,500.00	1,097,273.07	0.00	0.00
Operations	3000000000000000	43,292,742.00	0.00	43,292,742.00	43,275,242.00	0.00	0.00	0.00	0.00	43,275,242.00	36,992,742.00	1,282,500.00	447,400.28	3,455,326.65	42,177,968.93	36,992,742.00	1,282,500.00	447,400.28	3,455,326.65	42,177,968.93	17,500.00	1,097,273.07	0.00	0.00
CO : Relevant and quality tertiary education ensured to achieve inclusive growth and access of poor but deserving students to quality tertiary education increased		43,292,742.00	0.00	43,292,742.00	43,275,242.00	0.00	0.00	0.00	0.00	43,275,242.00	36,992,742.00	1,282,500.00	447,400.28	3,455,326.65	42,177,968.93	36,992,742.00	1,282,500.00	447,400.28	3,455,326.65	42,177,968.93	17,500.00	1,097,273.07	0.00	0.00
HIGHER EDUCATION PROGRAM		43,292,742.00	0.00	43,292,742.00	43,275,242.00	0.00	0.00	0.00	0.00	43,275,242.00	36,992,742.00	1,282,500.00	447,400.28	3,455,326.65	42,177,968.93	36,992,742.00	1,282,500.00	447,400.28	3,455,326.65	42,177,968.93	17,500.00	1,097,273.07	0.00	0.00
Locally-Funded Project(s)		43,292,742.00	0.00	43,292,742.00	43,275,242.00	0.00	0.00	0.00	0.00	43,275,242.00	36,992,742.00	1,282,500.00	447,400.28	3,455,326.65	42,177,968.93	36,992,742.00	1,282,500.00	447,400.28	3,455,326.65	42,177,968.93	17,500.00	1,097,273.07	0.00	0.00
Capacity Development on Futures Thinking and Strategic Foresight	310100200048000	2,000,000.00	0.00	2,000,000.00	2,000,000.00	0.00	0.00	0.00	0.00	2,000,000.00	0.00	0.00	406,460.28	1,228,500.64	1,634,960.92	0.00	0.00	406,460.28	1,228,500.64	1,634,960.92	0.00	365,039.08	0.00	0.00
MOOE		2,000,000.00	0.00	2,000,000.00	2,000,000.00	0.00	0.00	0.00	0.00	2,000,000.00	0.00	0.00	406,460.28	1,228,500.64	1,634,960.92	0.00	0.00	406,460.28	1,228,500.64	1,634,960.92	0.00	365,039.08	0.00	0.00
Free Higher Education	310100200050000	36,992,742.00	0.00	36,992,742.00	36,992,742.00	0.00	0.00	0.00	0.00	36,992,742.00	36,992,742.00	0.00	0.00	0.00	36,992,742.00	36,992,742.00	0.00	0.00	0.00	36,992,742.00	0.00	0.00	0.00	0.00
MOOE		36,992,742.00	0.00	36,992,742.00	36,992,742.00	0.00	0.00	0.00	0.00	36,992,742.00	36,992,742.00	0.00	0.00	0.00	36,992,742.00	36,992,742.00	0.00	0.00	0.00	36,992,742.00	0.00	0.00	0.00	0.00
Tulong Dunong Program	310100200053000	1,300,000.00	0.00	1,300,000.00	1,282,500.00	0.00	0.00	0.00	0.00	1,282,500.00	0.00	1,282,500.00	0.00	0.00	1,282,500.00	0.00	1,282,500.00	0.00	0.00	1,282,500.00	17,500.00	0.00	0.00	0.00
MOOE		1,300,000.00	0.00	1,300,000.00	1,282,500.00	0.00	0.00	0.00	0.00	1,282,500.00	0.00	1,282,500.00	0.00	0.00	1,282,500.00	0.00	1,282,500.00	0.00	0.00	1,282,500.00	17,500.00	0.00	0.00	0.00
Higher Education Research and Innovation Project	310100200054000	3,000,000.00	0.00	3,000,000.00	3,000,000.00	0.00	0.00	0.00	0.00	3,000,000.00	0.00	0.00	40,940.00	2,226,826.01	2,267,766.01	0.00	0.00	40,940.00	2,226,826.01	2,267,766.01	0.00	732,233.99	0.00	0.00
MOOE		3,000,000.00	0.00	3,000,000.00	3,000,000.00	0.00	0.00	0.00	0.00	3,000,000.00	0.00	0.00	40,940.00	2,226,826.01	2,267,766.01	0.00	0.00	40,940.00	2,226,826.01	2,267,766.01	0.00	732,233.99	0.00	0.00
Sub-Total, Operations		43,292,742.00	0.00	43,292,742.00	43,275,242.00	0.00	0.00	0.00	0.00	43,275,242.00	36,992,742.00	1,282,500.00	447,400.28	3,455,326.65	42,177,968.93	36,992,742.00	1,282,500.00	447,400.28	3,455,326.65	42,177,968.93	17,500.00	1,097,273.07	0.00	0.00
PS		0.00	0.00	0.00	0.00	0.00	0.00	0.00	0.00	0.00	0.00	0.00	0.00	0.00	0.00	0.00	0.00	0.00	0.00	0.00	0.00	0.00	0.00	0.00
MOOE		43,292,742.00	0.00	43,292,742.00	43,275,242.00	0.00	0.00	0.00	0.00	43,275,242.00	36,992,742.00	1,282,500.00	447,400.28	3,455,326.65	42,177,968.93	36,992,742.00	1,282,500.00	447,400.28	3,455,326.65	42,177,968.93	17,500.00	1,097,273.07	0.00	0.00
FinEx (if Applicable)		0.00	0.00	0.00	0.00	0.00	0.00	0.00	0.00	0.00	0.00	0.00	0.00	0.00	0.00	0.00	0.00	0.00	0.00	0.00	0.00	0.00	0.00	0.00
CO		0.00	0.00	0.00	0.00	0.00	0.00	0.00	0.00	0.00	0.00	0.00	0.00	0.00	0.00	0.00	0.00	0.00	0.00	0.00	0.00	0.00	0.00	0.00
Sub-Total, I. Agency Specific Budget		43,292,742.00	0.00	43,292,742.00	43,275,242.00	0.00	0.00	0.00	0.00	43,275,242.00	36,992,742.00	1,282,500.00	447,400.28	3,455,326.65	42,177,968.93	36,992,742.00	1,282,500.00	447,400.28	3,455,326.65	42,177,968.93	17,500.00	1,097,273.07	0.00	0.00
PS		0.00	0.00	0.00	0.00	0.00	0.00	0.00	0.00	0.00	0.00	0.00	0.00	0.00	0.00	0.00	0.00	0.00	0.00	0.00	0.00	0.00	0.00	0.00
MOOE		43,292,742.00	0.00	43,292,742.00	43,275,242.00	0.00	0.00	0.00	0.00	43,275,242.00	36,992,742.00	1,282,500.00	447,400.28	3,455,326.65	42,177,968.93	36,992,742.00	1,282,500.00	447,400.28	3,455,326.65	42,177,968.93	17,500.00	1,097,273.07	0.00	0.00
FinEx (if Applicable)		0.00	0.00	0.00	0.00	0.00	0.00	0.00	0.00	0.00	0.00	0.00	0.00	0.00	0.00	0.00	0.00	0.00	0.00	0.00	0.00	0.00	0.00	0.00
CO		0.00	0.00	0.00	0.00	0.00	0.00	0.00	0.00	0.00	0.00	0.00	0.00	0.00	0.00	0.00	0.00	0.00	0.00	0.00	0.00	0.00	0.00	0.00
Unobligated Allotment		0.00	0.00	0.00	0.00	1,293,402.55	0.00	0.00	0.00	1,293,402.55	422,979.95	635,273.69	0.00	134,775.00	1,193,028.64	235,306.19	822,947.45	0.00	134,775.00	1,193,028.64	0.00	100,373.91	0.00	0.00
I. Agency Specific Budget		0.00	0.00	0.00	0.00	1,293,402.55	0.00	0.00	0.00	1,293,402.55	422,979.95	635,273.69	0.00	134,775.00	1,193,028.64	235,306.19	822,947.45	0.00	134,775.00	1,193,028.64	0.00	100,373.91	0.00	0.00
Support to Operations	2000000000000000	0.00	0.00	0.00	0.00	360,081.98	0.00	0.00	0.00	360,081.98	360,081.98	0.00	0.00	0.00	360,081.98	180,478.22	179,603.76	0.00	0.00	360,081.98	0.00	0.00	0.00	0.00
Auxiliary Services	200000100001000	0.00	0.00	0.00	0.00	360,081.98	0.00	0.00	0.00	360,081.98	360,081.98	0.00	0.00	0.00	360,081.98	180,478.22	179,603.76	0.00	0.00	360,081.98	0.00	0.00	0.00	0.00

Department : State Universities and Colleges (SUCs)
 Agency/Entity : Southern Leyte State University
 Operating Unit : < not applicable >
 Organization Code (UACS) : 08 081 0000000
 Fund Cluster : 01 - Regular Agency Fund
 (e.g. UACS Fund Cluster: 01-Regular Agency Fund, 02-Foreign Assisted Projects Fund, 03-Special Account-Locally Funded/Domestic Grants Fund, and 04-Special Account-Foreign Assisted/Foreign Grants Fund)

	Current Year Appropriations
	Supplemental Appropriations
X	Continuing Appropriations


Particulars	UACS CODE	Appropriations			Allotments						Current Year Obligations					Current Year Disbursements					Balances			
		Authorized Appropriations	Adjustments (Transfer To/From, Modifications/ Augmentations)	Adjusted Appropriations	Allotments		Adjustments (Reductions, Modifications / Augmentations)	Transfer To	Transfer From	Adjusted Allotments	1st Quarter Ending March 31	2nd Quarter Ending June 30	3rd Quarter Ending September 30	4th Quarter Ending December 31	Total	1st Quarter Ending March 31	2nd Quarter Ending June 30	3rd Quarter Ending September 30	4th Quarter Ending December 31	Total	Unused Funds		Unpaid Obligations (16-21)=(24+25)	
					SARO	Unobligated															Unreleased Appropriations	Unobligated Allotments	Due and Demandable	Not Yet Due and Demandable
1	2	3			6						12					17					22=(5-11)			
MOOE		0.00	0.00	0.00	0.00	360,081.98	0.00	0.00	0.00	360,081.98	360,081.98	0.00	0.00	0.00	360,081.98	180,478.22	179,603.76	0.00	0.00	360,081.98	0.00	0.00	0.00	0.00
Sub-Total, Support to Operations		0.00	0.00	0.00	0.00	360,081.98	0.00	0.00	0.00	360,081.98	360,081.98	0.00	0.00	0.00	360,081.98	180,478.22	179,603.76	0.00	0.00	360,081.98	0.00	0.00	0.00	0.00
PS		0.00	0.00	0.00	0.00	0.00	0.00	0.00	0.00	0.00	0.00	0.00	0.00	0.00	0.00	0.00	0.00	0.00	0.00	0.00	0.00	0.00	0.00	0.00
MOOE		0.00	0.00	0.00	0.00	360,081.98	0.00	0.00	0.00	360,081.98	360,081.98	0.00	0.00	0.00	360,081.98	180,478.22	179,603.76	0.00	0.00	360,081.98	0.00	0.00	0.00	0.00
FinEx (if Applicable)		0.00	0.00	0.00	0.00	0.00	0.00	0.00	0.00	0.00	0.00	0.00	0.00	0.00	0.00	0.00	0.00	0.00	0.00	0.00	0.00	0.00	0.00	0.00
CO		0.00	0.00	0.00	0.00	0.00	0.00	0.00	0.00	0.00	0.00	0.00	0.00	0.00	0.00	0.00	0.00	0.00	0.00	0.00	0.00	0.00	0.00	0.00
Operations	3000000000000000	0.00	0.00	0.00	0.00	933,320.57	0.00	0.00	0.00	933,320.57	62,897.97	635,273.69	0.00	134,775.00	832,946.66	54,827.97	643,343.69	0.00	134,775.00	832,946.66	0.00	100,373.91	0.00	0.00
CO: relevant and quality tertiary education ensured to achieve inclusive growth and access of poor but deserving students to quality tertiary education increased		0.00	0.00	0.00	0.00	475,533.80	0.00	0.00	0.00	475,533.80	62,897.97	236,935.19	0.00	88,675.00	388,508.16	54,827.97	245,005.19	0.00	88,675.00	388,508.16	0.00	87,025.64	0.00	0.00
HIGHER EDUCATION PROGRAM		0.00	0.00	0.00	0.00	475,533.80	0.00	0.00	0.00	475,533.80	62,897.97	236,935.19	0.00	88,675.00	388,508.16	54,827.97	245,005.19	0.00	88,675.00	388,508.16	0.00	87,025.64	0.00	0.00
Provision of Higher Education Services	310100100002000	0.00	0.00	0.00	0.00	299,833.16	0.00	0.00	0.00	299,833.16	62,897.97	236,935.19	0.00	0.00	299,833.16	54,827.97	245,005.19	0.00	0.00	299,833.16	0.00	0.00	0.00	0.00
MOOE		0.00	0.00	0.00	0.00	299,833.16	0.00	0.00	0.00	299,833.16	62,897.97	236,935.19	0.00	0.00	299,833.16	54,827.97	245,005.19	0.00	0.00	299,833.16	0.00	0.00	0.00	0.00
Locally-Funded Project(s)		0.00	0.00	0.00	0.00	175,700.64	0.00	0.00	0.00	175,700.64	0.00	0.00	0.00	88,675.00	88,675.00	0.00	0.00	0.00	88,675.00	88,675.00	0.00	87,025.64	0.00	0.00
Repair and Rehabilitation of Various Buildings and Structures of SLSU Bontoc Campus	310100200052000	0.00	0.00	0.00	0.00	175,700.64	0.00	0.00	0.00	175,700.64	0.00	0.00	0.00	88,675.00	88,675.00	0.00	0.00	0.00	88,675.00	88,675.00	0.00	87,025.64	0.00	0.00
CO		0.00	0.00	0.00	0.00	175,700.64	0.00	0.00	0.00	175,700.64	0.00	0.00	0.00	88,675.00	88,675.00	0.00	0.00	0.00	88,675.00	88,675.00	0.00	87,025.64	0.00	0.00
CO: Higher education research improved to promote economic productivity and innovation		0.00	0.00	0.00	0.00	210,781.29	0.00	0.00	0.00	210,781.29	0.00	210,781.29	0.00	0.00	210,781.29	0.00	210,781.29	0.00	0.00	210,781.29	0.00	0.00	0.00	0.00
RESEARCH PROGRAM		0.00	0.00	0.00	0.00	210,781.29	0.00	0.00	0.00	210,781.29	0.00	210,781.29	0.00	0.00	210,781.29	0.00	210,781.29	0.00	0.00	210,781.29	0.00	0.00	0.00	0.00
Conduct of Research Services	320200100001000	0.00	0.00	0.00	0.00	210,781.29	0.00	0.00	0.00	210,781.29	0.00	210,781.29	0.00	0.00	210,781.29	0.00	210,781.29	0.00	0.00	210,781.29	0.00	0.00	0.00	0.00
MOOE		0.00	0.00	0.00	0.00	210,781.29	0.00	0.00	0.00	210,781.29	0.00	210,781.29	0.00	0.00	210,781.29	0.00	210,781.29	0.00	0.00	210,781.29	0.00	0.00	0.00	0.00
CO: Community engagement increased		0.00	0.00	0.00	0.00	247,005.48	0.00	0.00	0.00	247,005.48	0.00	187,557.21	0.00	46,100.00	233,657.21	0.00	187,557.21	0.00	46,100.00	233,657.21	0.00	13,348.27	0.00	0.00
TECHNICAL ADVISORY EXTENSION PROGRAM		0.00	0.00	0.00	0.00	247,005.48	0.00	0.00	0.00	247,005.48	0.00	187,557.21	0.00	46,100.00	233,657.21	0.00	187,557.21	0.00	46,100.00	233,657.21	0.00	13,348.27	0.00	0.00
Provision of Extension Services	330100100001000	0.00	0.00	0.00	0.00	247,005.48	0.00	0.00	0.00	247,005.48	0.00	187,557.21	0.00	46,100.00	233,657.21	0.00	187,557.21	0.00	46,100.00	233,657.21	0.00	13,348.27	0.00	0.00
MOOE		0.00	0.00	0.00	0.00	247,005.48	0.00	0.00	0.00	247,005.48	0.00	187,557.21	0.00	46,100.00	233,657.21	0.00	187,557.21	0.00	46,100.00	233,657.21	0.00	13,348.27	0.00	0.00
Sub-Total, Operations		0.00	0.00	0.00	0.00	933,320.57	0.00	0.00	0.00	933,320.57	62,897.97	635,273.69	0.00	134,775.00	832,946.66	54,827.97	643,343.69	0.00	134,775.00	832,946.66	0.00	100,373.91	0.00	0.00
PS		0.00	0.00	0.00	0.00	0.00	0.00	0.00	0.00	0.00	0.00	0.00	0.00	0.00	0.00	0.00	0.00	0.00	0.00	0.00	0.00	0.00	0.00	0.00
MOOE		0.00	0.00	0.00	0.00	757,619.93	0.00	0.00	0.00	757,619.93	62,897.97	635,273.69	0.00	46,100.00	744,271.66	54,827.97	643,343.69	0.00	46,100.00	744,271.66	0.00	13,348.27	0.00	0.00
FinEx (if Applicable)		0.00	0.00	0.00	0.00	0.00	0.00	0.00	0.00	0.00	0.00	0.00	0.00	0.00	0.00	0.00	0.00	0.00	0.00	0.00	0.00	0.00	0.00	0.00
CO		0.00	0.00	0.00	0.00	175,700.64	0.00	0.00	0.00	175,700.64	0.00	0.00	0.00	88,675.00	88,675.00	0.00	0.00	0.00	88,675.00	88,675.00	0.00	87,025.64	0.00	0.00
Sub-Total, I. Agency Specific Budget		0.00	0.00	0.00	0.00	1,293,402.55	0.00	0.00	0.00	1,293,402.55	422,979.95	635,273.69	0.00	134,775.00	1,193,028.64	235,306.19	822,947.45	0.00	134,775.00	1,193,028.64	0.00	100,373.91	0.00	0.00
PS		0.00	0.00	0.00	0.00	0.00	0.00	0.00	0.00	0.00	0.00	0.00	0.00	0.00	0.00	0.00	0.00	0.00	0.00	0.00	0.00	0.00	0.00	0.00
MOOE		0.00	0.00	0.00	0.00	1,117,701.91	0.00	0.00	0.00	1,117,701.91	422,979.95	635,273.69	0.00	46,100.00	1,104,353.64	235,306.19	822,947.45	0.00	46,100.00	1,104,353.64	0.00	13,348.27	0.00	0.00
FinEx (if Applicable)		0.00	0.00	0.00	0.00	0.00	0.00	0.00	0.00	0.00	0.00	0.00	0.00	0.00	0.00	0.00	0.00	0.00	0.00	0.00	0.00	0.00	0.00	0.00
CO		0.00	0.00	0.00	0.00	175,700.64	0.00	0.00	0.00	175,700.64	0.00	0.00	0.00	88,675.00	88,675.00	0.00	0.00	0.00	88,675.00	88,675.00	0.00	87,025.64	0.00	0.00


Department : State Universities and Colleges (SUCs)
Agency/Entity : Southern Leyte State University
Operating Unit : < not applicable >
Organization Code (UACS) : 08 081 0000000
Fund Cluster : 01 - Regular Agency Fund


	Current Year Appropriations
	Supplemental Appropriations
X	Continuing Appropriations


(e.g. UACS Fund Cluster: 01-Regular Agency Fund, 02-Foreign Assisted Projects Fund, 03-Special Account-Locally Funded/Domestic Grants Fund, and 04-Special Account-Foreign Assisted/Foreign Grants Fund)

Particulars	UACS CODE	Appropriations			Allotments						Current Year Obligations					Current Year Disbursements					Balances			
		Authorized Appropriations	Adjustments (Transfer To/From, Modifications/ Augmentations)	Adjusted Appropriations	Allotments		Adjustments (Reductions, Modifications/ Augment)	Transfer To	Transfer From	Adjusted Allotments	1st Quarter Ending March 31	2nd Quarter Ending June 30	3rd Quarter Ending September 30	4th Quarter Ending December 31	Total	1st Quarter Ending March 31	2nd Quarter Ending June 30	3rd Quarter Ending September 30	4th Quarter Ending December 31	Total	Unused Funds		Unpaid Obligations (16-21)=(24+25)	
					SARO	Unobligated															Unreleased Appropriations	Unobligated Allotments	Due and Demandable	Not Yet Due and Demandable
1	2	3	4	5=(3+4)	6	7	8	9	10	11=[(8+7)+(10)-9+10]	12	13	14	15	16=(12+13+14+15)	17	18	19	20	21=(17+18+19+20)	22=(5-11)	23=(11-16)	24	25
GRAND TOTAL		43,292,742.00	0.00	43,292,742.00	43,275,242.00	1,293,402.55	0.00	0.00	0.00	44,568,644.55	37,415,721.95	1,917,773.69	447,400.28	3,590,101.65	43,370,997.57	37,228,048.19	2,105,447.45	447,400.28	3,590,101.65	43,370,997.57	17,500.00	1,197,646.98	0.00	0.00
PS		0.00	0.00	0.00	0.00	0.00	0.00	0.00	0.00	0.00	0.00	0.00	0.00	0.00	0.00	0.00	0.00	0.00	0.00	0.00	0.00	0.00	0.00	0.00
MOOE		43,292,742.00	0.00	43,292,742.00	43,275,242.00	1,117,701.91	0.00	0.00	0.00	44,392,943.91	37,415,721.95	1,917,773.69	447,400.28	3,501,426.65	43,282,322.57	37,228,048.19	2,105,447.45	447,400.28	3,501,426.65	43,282,322.57	17,500.00	1,110,621.34	0.00	0.00
FinEx (if Applicable)		0.00	0.00	0.00	0.00	0.00	0.00	0.00	0.00	0.00	0.00	0.00	0.00	0.00	0.00	0.00	0.00	0.00	0.00	0.00	0.00	0.00	0.00	0.00
CO		0.00	0.00	0.00	0.00	175,700.64	0.00	0.00	0.00	175,700.64	0.00	0.00	0.00	88,675.00	88,675.00	0.00	0.00	0.00	88,675.00	88,675.00	0.00	87,025.64	0.00	0.00
Recapitulation by OO:																								
Unreleased Appropriations		43,292,742.00	0.00	43,292,742.00	43,275,242.00	0.00	0.00	0.00	0.00	43,275,242.00	36,992,742.00	1,282,500.00	447,400.28	3,455,326.65	42,177,968.93	36,992,742.00	1,282,500.00	447,400.28	3,455,326.65	42,177,968.93	17,500.00	1,097,273.07	0.00	0.00
HIGHER EDUCATION PROGRAM		43,292,742.00	0.00	43,292,742.00	43,275,242.00	0.00	0.00	0.00	0.00	43,275,242.00	36,992,742.00	1,282,500.00	447,400.28	3,455,326.65	42,177,968.93	36,992,742.00	1,282,500.00	447,400.28	3,455,326.65	42,177,968.93	17,500.00	1,097,273.07	0.00	0.00
Unobligated Allotment		0.00	0.00	0.00	0.00	933,320.57	0.00	0.00	0.00	933,320.57	62,897.97	635,273.69	0.00	134,775.00	832,946.66	54,827.97	643,343.69	0.00	134,775.00	832,946.66	0.00	100,373.91	0.00	0.00
HIGHER EDUCATION PROGRAM		0.00	0.00	0.00	0.00	475,533.80	0.00	0.00	0.00	475,533.80	62,897.97	236,935.19	0.00	88,675.00	388,508.16	54,827.97	245,005.19	0.00	88,675.00	388,508.16	0.00	87,025.64	0.00	0.00
RESEARCH PROGRAM		0.00	0.00	0.00	0.00	210,781.29	0.00	0.00	0.00	210,781.29	0.00	210,781.29	0.00	0.00	210,781.29	0.00	210,781.29	0.00	0.00	210,781.29	0.00	0.00	0.00	0.00
TECHNICAL ADVISORY EXTENSION PROGRAM		0.00	0.00	0.00	0.00	247,005.48	0.00	0.00	0.00	247,005.48	0.00	187,557.21	0.00	46,100.00	233,657.21	0.00	187,557.21	0.00	46,100.00	233,657.21	0.00	13,348.27	0.00	0.00

Certified Correct:

NORAISAH D. MALAMBOT
Budget Officer II
Date: January 31, 2025 03:56 PM

Certified Correct:

GERALDINE A. PALER
SAO - Finance
Date: January 31, 2025 03:56 PM

Recommending Approval By:

CHRISTINE ALMA MAE M. DAGUPLO
CAO - Finance
Date: January 31, 2025 04:01 PM

Approved By:

for: JUDE A. DUARTE, DPA
SUC President
Date: January 31, 2025 04:04 PM