



Students On-Boarding Learning Chunks

4

Navigating the
**OPEN EDUCATIONAL
RESOURCES**

EVA MAE A. ADENA¹

AILENE L. ALEA¹

MONA REA R. CABALO²

REY G. COMABIG²

NENITA V. FLORES²

LORELIE J. PALOMA²

LUDITO V. RAMIREZ²

1. Eastern Samar State University

2. Southern Leyte State University

No temporary or permanent copies of this learning chunk, in whole or in part, shall be made without written permission from the author/s.

Learning Chunk No. 4

Navigating the Open Educational Resources



Our Learning Outcomes:

At the end of this learning chunk, you can:

- Identify Open Educational Resources;
- familiarize available Open Educational Resources and its functions;
- access OER sites; and
- demonstrate utilization of OER.



READY. SET. GO!

Bingo!

INSTRUCTIONS: Mark the boxes that contain the statement that applies to you. Let us see if you can create the pattern to win the game!

Pattern: Marked 4 consecutive boxes either in a horizontal (|), vertical (—) or diagonal (\ or /) manner

Searched something on Google.com	Watched TedTalks	Have cited articles from online resources	Listened to a lecture about a class lesson online	Downloaded pictures and animations in the internet
Have accessed an online course to learn about something	Downloaded a Powerpoint presentation about a topic	Have a mobile app that is helpful in my studies	Watched online documentaries	Visited the site oercommons.com
Watched a Crash Course lecture on Youtube.com	Listened to a podcast online	Downloaded a book online for a class	Attended an online lecture	Downloaded videos to be used in class reporting
Enrolled in an online course	Used an OER	Watched videos on Youtube.com to understand better my lessons	Read articles about a topic online	Watched webinars on Facebook



OUR JOURNEY STARTS NOW!

Before we move to the discussion, contemplate about these questions first:

- Were you able to win the game?
- What are your thoughts while doing the game?
- What did you realize after doing the game?

The statement in each box is an activity related to accessing or using Open Educational Resources (OER). Depending on the number of boxes you have marked, it may indicate your frequency of exposure to materials similar in format with OER. You might have even utilized already an OER without realizing it. Let us find out more about the characteristics of an OER.



WE'RE ALMOST THERE!

Education is a vital part of our society. It transforms us completely as we attain knowledge, values, skills, beliefs, and moral habits through it. It makes us more aware of how our world works, it helps us resolve our problems and ultimately it is our weapon to face the trials ahead of us.

However, there are a number of challenges that students face in accessing quality education. Such barriers include their location, natural disasters, high monetary cost, obsolete or outdated materials, and legal mechanisms that prevent collaboration among scholars and educators. Some have even contended that education is a privilege given only to rich individuals who can easily afford it. This phenomenon is experienced throughout the world. To resolve this pressing issue is the emergence of the Open Education movement. It is a philosophy that believes that everyone in the world should have access to high-quality educational experiences and resources ("What is open education,"2020). It aims to break down the barriers that prevent the attainment of quality education for all. Open Education is a sustainable form of education that is relevant, constantly updating and free (shellynvcc, 2013).

Consequently, the product of this movement is the existence of Open Educational Resources (OER). UNESCO (2019, para. 1) defined the term as follows:

"Open Educational Resources (OER) are teaching, learning and research materials in any medium – digital or otherwise – that reside in the public domain or have been released under an open license that

permits no-cost access, use, adaptation and redistribution by others with no or limited restrictions."

OER includes a wide range of online formats such as textbooks, video recorded lectures, YouTube clips, animations and simulations, digital diagrams and graphics, podcast, syllabi, lesson plans, massive open online courses (MOOCs), or even assessment materials such as tests with automated answers (Bates, n.d.). OER can also include presentation slides or pdf files of lecture notes.

Five Core Principles of Open Publishing


Content of an OER are licensed to be reused, revised, remixed, redistributed and retained (5R).



Image source: <https://rmit.libguides.com/openeducationalresources>


Creative Commons Licenses

The reusing, revising, remixing, redistributing and retaining of any form of OER is done under Creative Commons Licensing. It is simply the idea of an author creating a license enabling people to freely access and adapt copyright material, without charge or special permission. This does not take away someone's copyright, but enables that copyright holder to give permission automatically for the different ways of utilizing their material without charge or any bureaucracy (Bates, n.d.). Here are the different types of licenses under the Creative Commons and its symbols:




Creative Commons

This symbol shows that the document, course, image, music, or art has a creative commons license.




BY

This license lets others distribute, remix, tweak, and build upon your work, even commercially, as long as they credit you for the original creation. This is the most accommodating of licenses offered. Recommended for maximum dissemination and use of licensed materials




SA

If you remix, transform, or build upon the material, you must distribute your contributions under the same license as the original.



ND

This license allows for redistribution, commercial and non-commercial, as long as it is passed along unchanged and in whole, with credit to you.



NC

The work may not be used for commercial purposes

Image source: <https://library.citytech.cuny.edu/blog/a-closer-look-creative-commons-licenses/>

Users of an OER can freely utilize the learning materials without permission from the creator but with some stipulations regarding the expectations of attribution, manner of sharing the material, clarity on whether you can profit from using the work and whether you are allowed to alter the work (Eaton, 2018). The above licenses can be combined to be used in one material. Below are the examples and its functions:







	1. Attribution – allows any use and re-use of the work, so long as the copyright owner is identified. ¹ Attribution is the staple requirement of all of CC licenses.
	2. Attribution, sharealike – allows any use and re-use of the work, so long as the copyright owner is identified and any derivative works adopt the same CC licence.
	3. Attribution, non-commercial – allows use and re-use of the work, so long as the copyright owner is identified and any use or derivative works are not intended for commercial gain.
	4. Attribution, no derivatives – allows the work to be freely shared, so long as the copyright owner is identified and the work remains unchanged as a whole.
	5. Attribution, non-commercial, sharealike – allows use and re-use of the work, so long as the copyright owner is identified, any derivative works adopt the same CC licence, and any use or derivative works are not intended for commercial gain.
	6. Attribution, non-commercial, no derivatives – the most restrictive of all the CC licenses, allowing the work to be freely shared, so long as the copyright owner is identified, the work remains unchanged as a whole, and any use or derivative works are not intended for commercial gain.

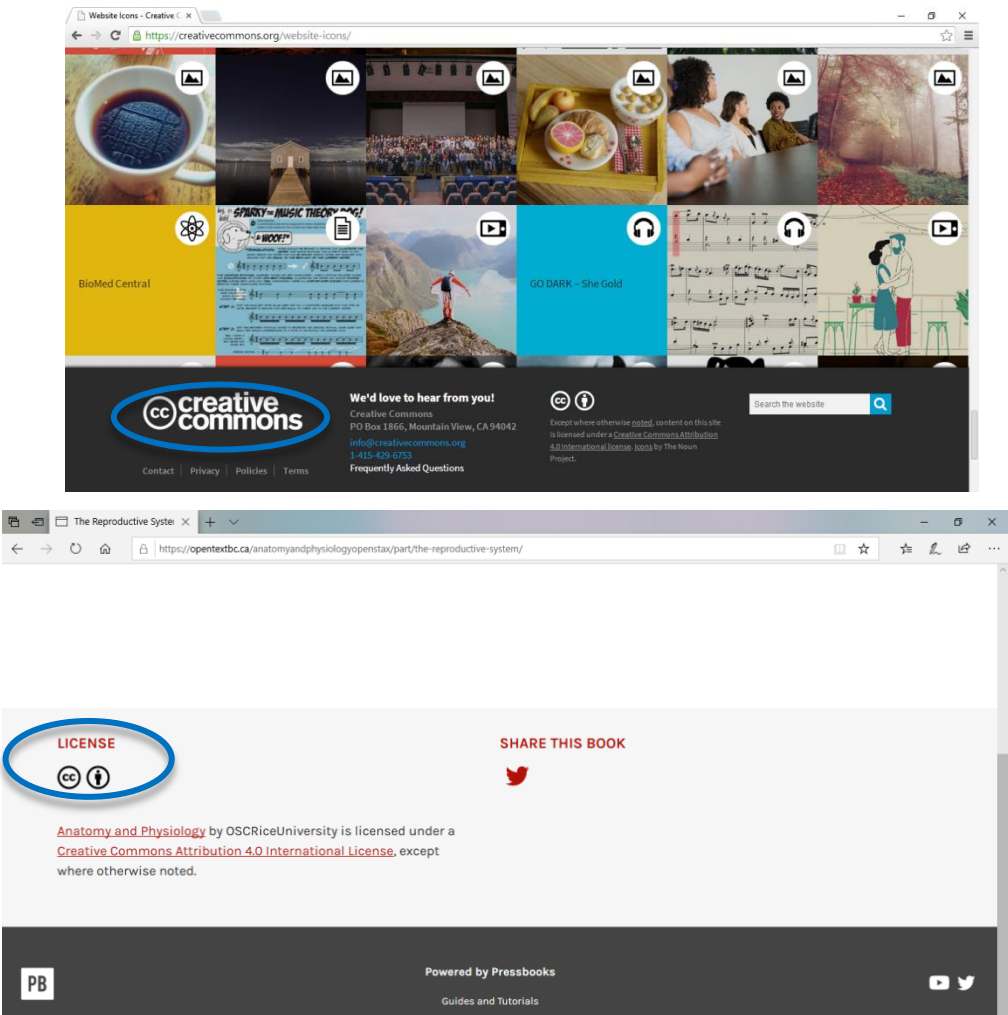
Image source: <https://www.baldwins.com/news-resources/news/some-rights-reserved-creative-commons-and-the-new-era-of-copyright>

It is significant that when searching for possible open educational resource on the web, check to see whether or not the resource has a Creative Commons license or a statement giving permission for re-use. Thus, it is would be helpful to remember these symbols to prevent legal sanctions. When a work’s CC license terms are breached, the use of the material becomes unlicensed, and the copyright is infringed (Creative Commons, 2020). Below are few examples of OER showing its Creative Commons License symbols.

✓ Images



✓ Websites





To discover more about the Creative Commons License, you can watch this video:

- Creative Commons by Process Art
<https://www.youtube.com/watch?v=4ZvJGV6YF6Y>

Why use OER?

Here are some of the benefits of using an Open Educational Resource

- Instant access
 The materials available in the OER can be accessed anytime and anywhere as long as you have an Internet connection.
- Permanent access
 Since these materials are free, you don't need subscriptions to continuously access the materials. If it is downloadable, you can hold on and own the material for as long as you want.
- Cost-saving
 It reduces financial stress by reducing the cost of education such as removing textbook purchases & subscription fees.
- Wide range of learning materials
 Wider range of digital learning opportunities are available in the form of open texts, open images, open courseware, and self-assessment tools that may not be available in traditional textbooks.
- Relevant
 Because these materials can be revised or remixed, the content can be constantly updated when significant findings or changes are present.
- Promotes connectivity
 It promotes collaboration between scholars, educators and even the learners in creating high quality content. It also promotes learning with peers through interaction between learners coming from different parts of the world.
- Self-development
 It enhances opportunities for self-learning at home. It develops your digital literacy skills for searching, reusing, recreating, disseminating, branding, networking OER to learning community.



To understand more about the Open Educational Resources, you can watch these videos:

- OER (Open Educational Resources) Introduction by shelleynvcc <https://youtu.be/ZFeyCc6we-s>
- OER (Open Educational Resources) Introduction II by shelleynvcc <https://www.youtube.com/watch?v=Yfl1B6Qmp5g>
- Open Educational Resources: A Brief Explanation by Lance Eaton <https://www.youtube.com/watch?v=CSekYzpBY8I>

PAUSE AND REFLECT. If you were to explain what OER means to people who have not experienced using the Internet, how would you do it? How would you let them appreciate the advantages of using OER?

Samples of Open Educational Resources

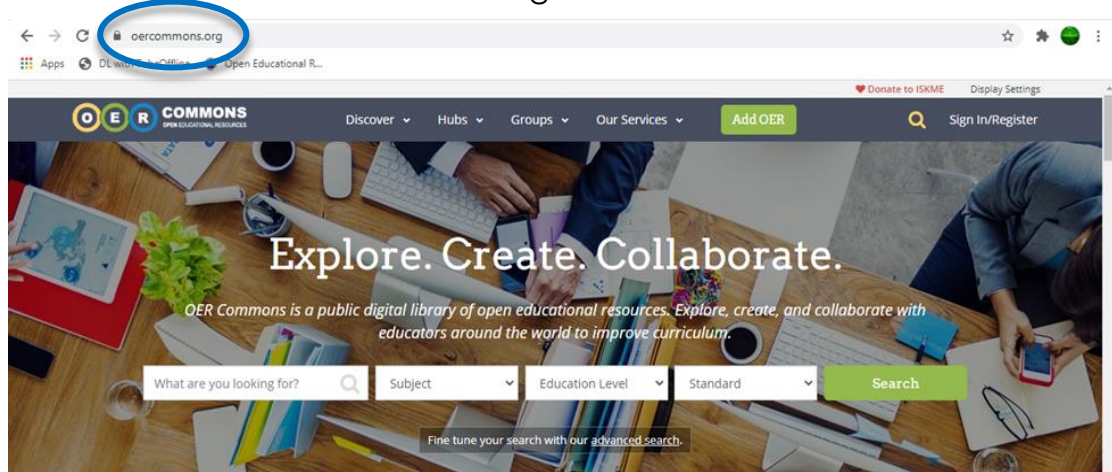
There are many repositories of open educational resources (access this link to see list of OER: <https://pitt.libguides.com/openeducation/biglist>). But in this section, we will discuss the most common open educational resources that are utilized nowadays.

OER Commons

OER Commons is a database of over 50,000 open educational resources and digital contents on a variety of subjects that are free to use, as well as tools for crafting OER and training on how to use OER. It was created by the Institute for the Study of Knowledge Management in Education. Resources on the site are reviewed for quality and alignment to standards and shared primarily using Creative Commons licenses. The site also includes a space to submit resources for possible inclusion, join groups of users with like interests, or use an OER to create and share your own lessons that combine text, audio, and video.

How to use OER Commons?

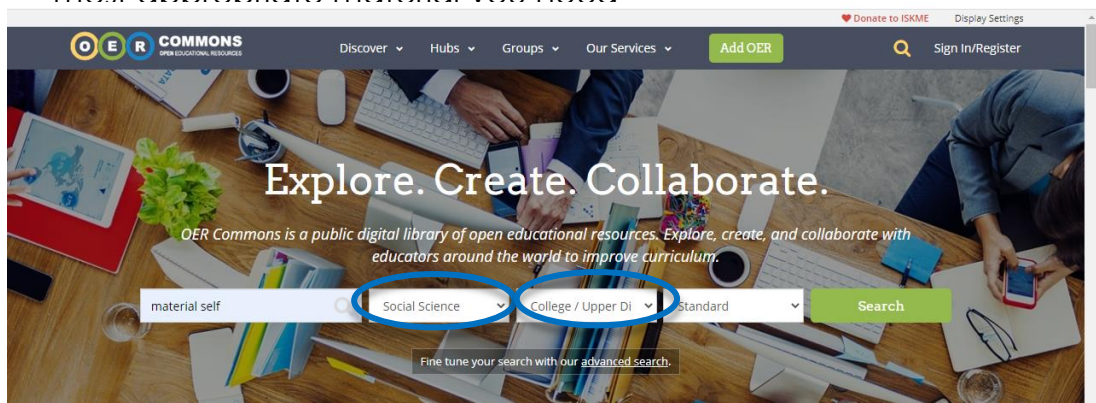
1. Go to www.oercommons.org



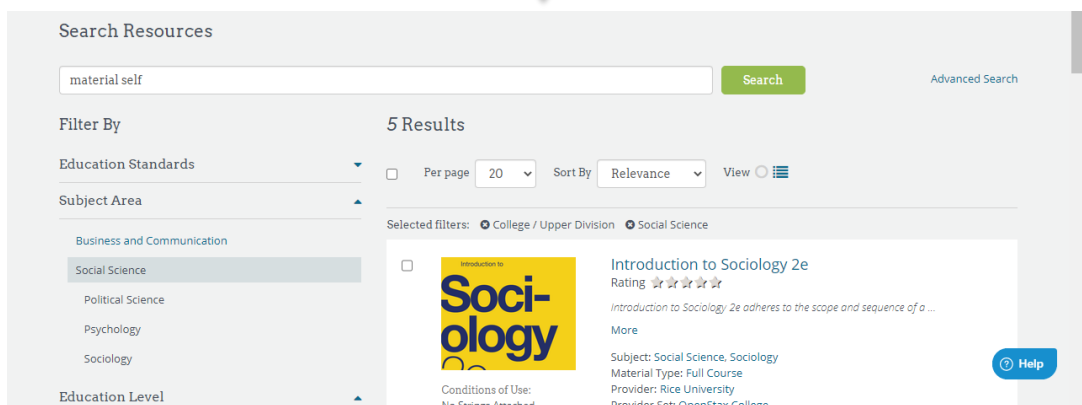
2. Type the topic or material you are looking for in the search box



3. You can use the filters (subject, education level) to look for the most appropriate material you need



4. After clicking search, the results will show the available materials

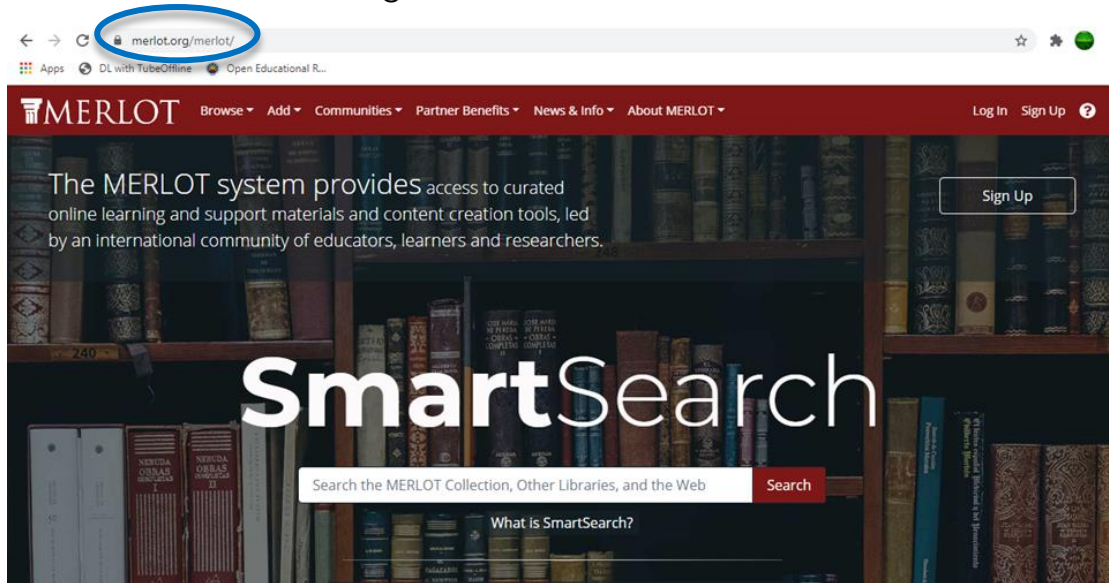


MERLOT (Multimedia Education Resource for Learning and Online Teaching)

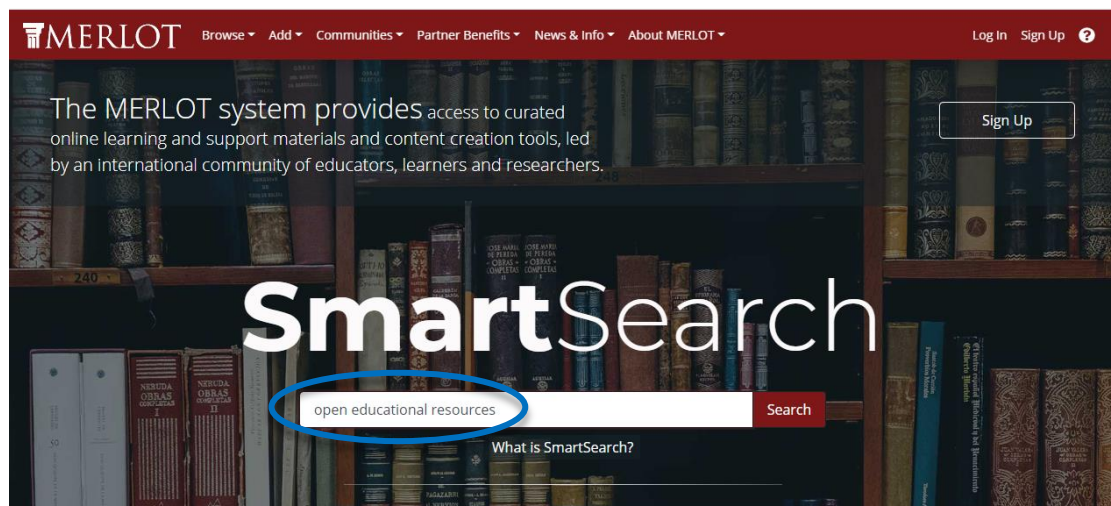
MERLOT is a free and open online community of resources designed primarily for faculty, staff and students of higher education from around the world to share their learning materials. It contains more than 45,000 resources that are managed by California State University together with volunteer members. MERLOT employs a peer review system in order to ensure their quality, ease of use, and potential effectiveness as a teaching tool.

How to use MERLOT?

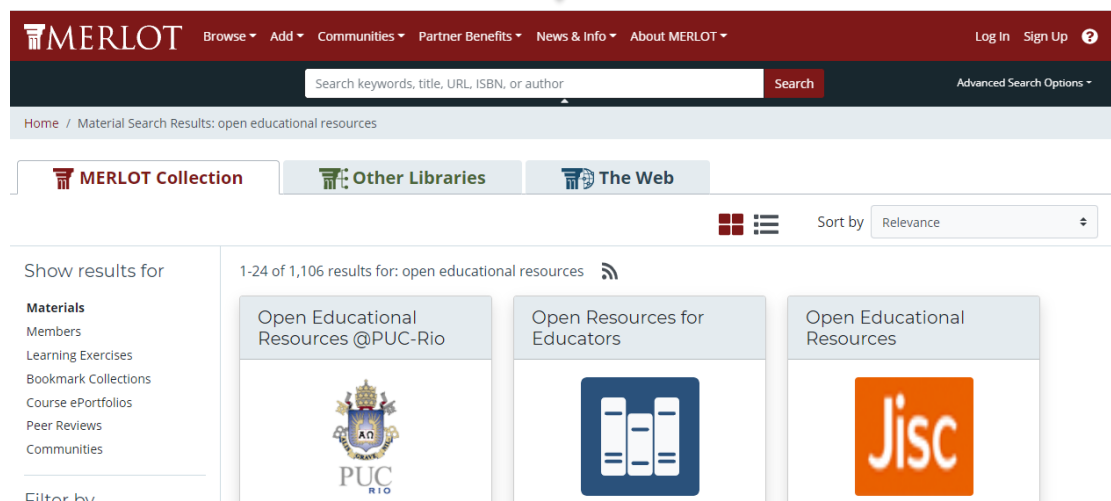
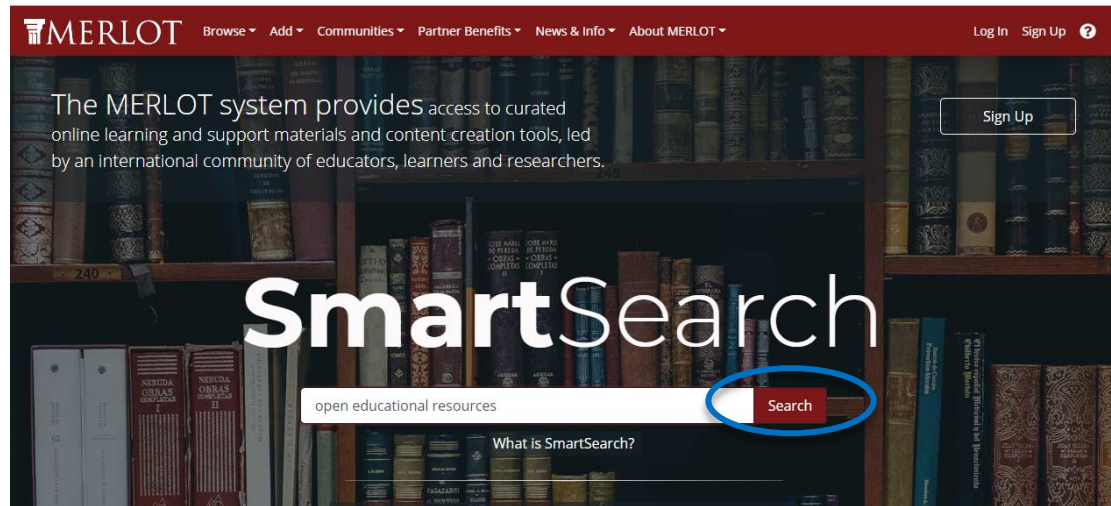
1. Go to www.merlot.org



2. Type the material or topic you are looking for in the search box



- After clicking search, the results will show the available materials you can utilize

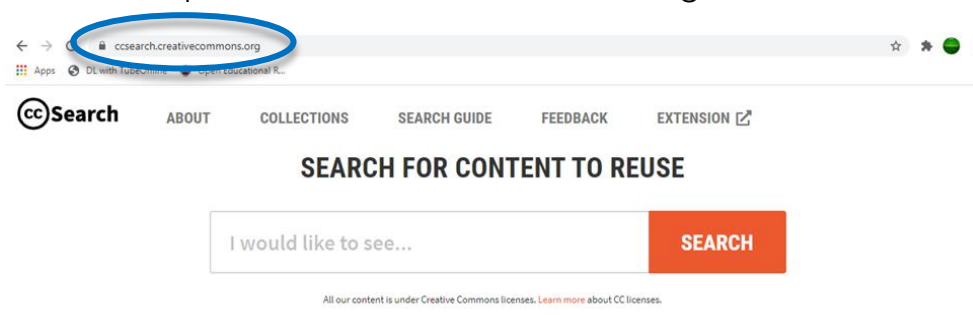


Creative Commons Search (CC Search)

Currently CC Search only searches images, but they plan to add additional media types such as music, text, books, educational material, and more that is free to share or build upon.

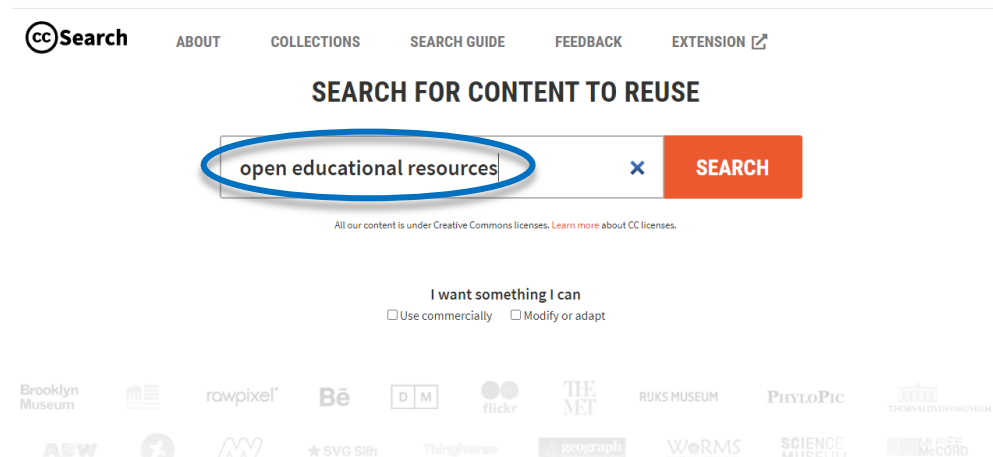
How to use Creative Commons Search?

- Access <http://search.creativecommons.org>

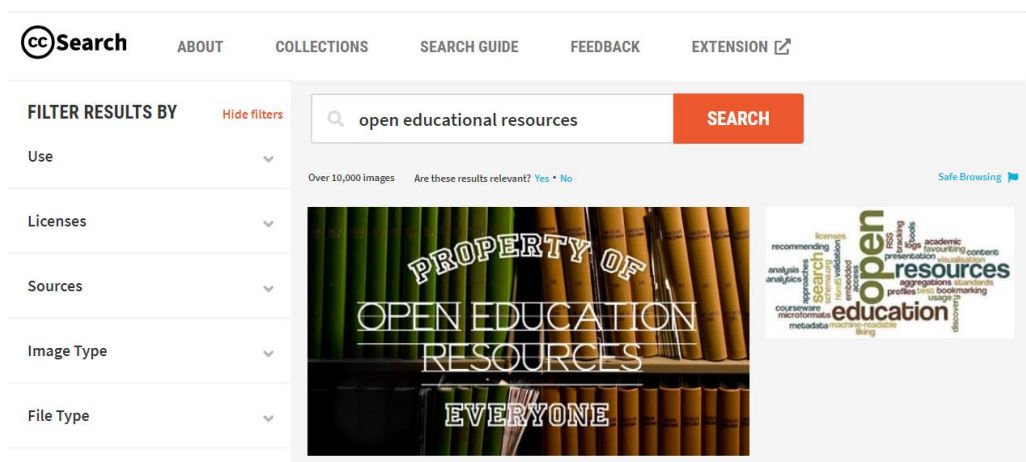
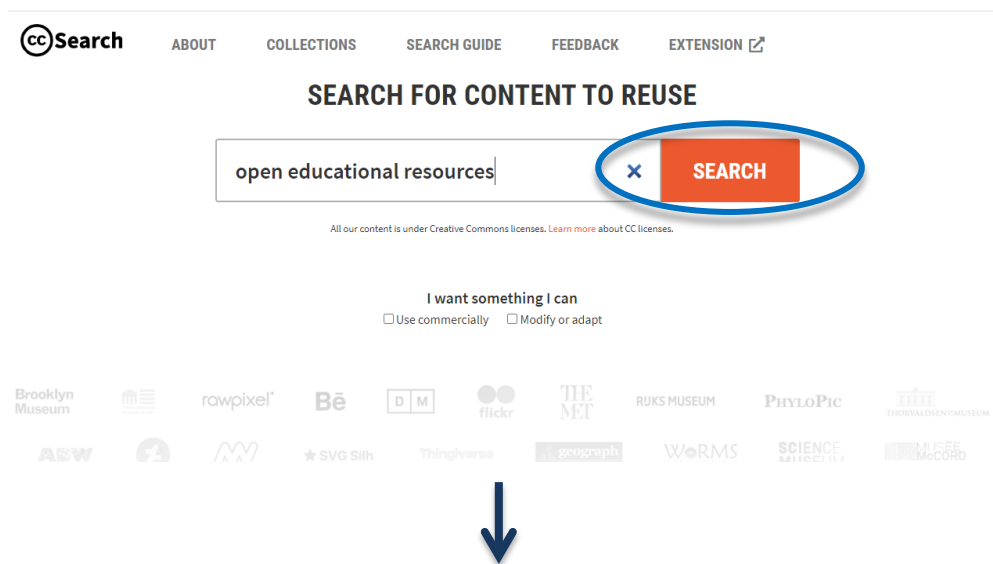


Navigating the OPEN EDUCATIONAL RESOURCES

2. Type the subject/related keyword/s of the image you are looking for



3. After clicking search, the results will show the available materials you can utilize



Mason OER Metafinder (MOM)

MOM assists you in finding Open Educational Resources as you click the search button. Unlike the first three OER that were discussed, MOM does not contain collections of materials that you can use but rather it will aid you to find it across 21 different open educational resources depositories. We can parallel it to a search engine but will exclusively yield search results that are OER.

How to use MOM?

1. Go to <https://mom.gmu.edu>

Mason OER Metafinder

University Libraries offers a one-stop searchbox for Open and Affordable Educational Resources

You need only enter text in at least one field. Add or remove checkboxes by sources to modify search targets.

[What's an OER?](#) | [Questions about the Metafinder?](#)

Full Record

Title

Author

Date Range

From

To

Clear

Search

☒ All Sources

<input checked="" type="checkbox"/> American Memory (Library of Congress)	<input checked="" type="checkbox"/> MIT OpenCourseware
<input checked="" type="checkbox"/> AMSER - Applied Math and Science Education Repository	<input checked="" type="checkbox"/> OAPen.org
<input checked="" type="checkbox"/> BC Campus Open Ed	<input checked="" type="checkbox"/> OER Commons
<input checked="" type="checkbox"/> College Open Textbooks	<input checked="" type="checkbox"/> OERs at Internet Archive
<input checked="" type="checkbox"/> Digital Public Library of America	<input checked="" type="checkbox"/> Open Textbook Library
<input checked="" type="checkbox"/> Directory of Open Access Books (DOAB)	<input checked="" type="checkbox"/> OpenStax CNX
<input checked="" type="checkbox"/> HathiTrust - Public Domain Texts	<input checked="" type="checkbox"/> Project Gutenberg
<input checked="" type="checkbox"/> Merlot.Org	

- Fill up all the boxes with information that will help yield search results that are most appropriate for your use and then click the search button

Mason OER Metafinder (MOM)
About Sign In

The Mason OER Metafinder (MOM)

Real-time federated search for OER content
[What's an OER?](#) | [About the OER Metafinder](#)

Full Record

Title
module on general psychology

Author

Date Range
From: 2019 To: 2020

Clear Search

All Categories

OER-Specific Sites

- ☒ AMSER - Applied Math and Science Education Repository
- ☒ BC Campus Open Ed
- ☒ Directory of Open Access Books (DOAB)
- ☒ Merlot.Org
- ☒ MIT OpenCourseware
- ☒ OALOpen.org
- ☒ OASIS
- ☒ OER Commons
- ☒ OERs at Internet Archive
- ☒ Open Michigan
- ☒ Open Textbook

Deeper Search

- ☒ American Memory (Library of Congress)
- ☒ Digital Public Library of America
- ☒ HathiTrust - Full View
- ☒ JSTOR Open Access books
- ☒ Library of Congress
- ☒ Open Research Library
- ☒ Project Gutenberg
- ☒ The New York Public Library Digital Collections
- ☒ World Digital Library

Mason OER Metafinder (MOM)
Options Search

The Mason OER Metafinder (MOM)
Real-time federated search for OER content
[What's an OER?](#) | [About the OER Metafinder](#)

Search: Title: module on general psychology / From: 2019 / To: 2020

[Share this Search](#)

[Create new alert from this search](#)

21 of 21 sources complete

Search Summary
286 top results from 13641 found in all sources

Topics Visual

All Results (286)

Date Range Picker

Clusters

Sort by: # of Results

Refine by:

- Education (39)
- Students (32)
- Course (23)

Results 1 - 20 of 286 Sort by: Rank Limit to: All Collections (286)

« 1 2 3 4 5 »

Aging

Merlot.Org

Tara Queen Queen; Jacqui Smith

2020-03-30

Traditionally, research on aging described only the lives of people over age 65 and the very old. Contemporary theories... see more

Women, Agency, and the State in Guinea

OALOpen.org

Ammann, Carole

2020

"This book examines how women in Guinea articulate themselves politically within and outside institutional politics. It documents the everyday practices that local female actors adopt to deal with the continuous economic, ...

Chapter Introduction

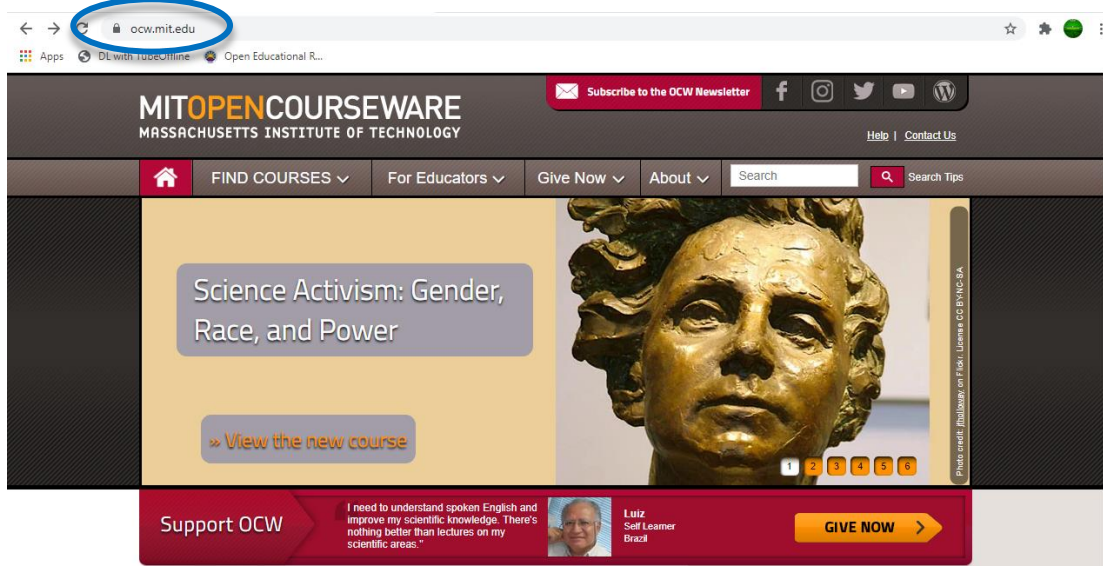
OALOpen.org

MIT Open Courseware

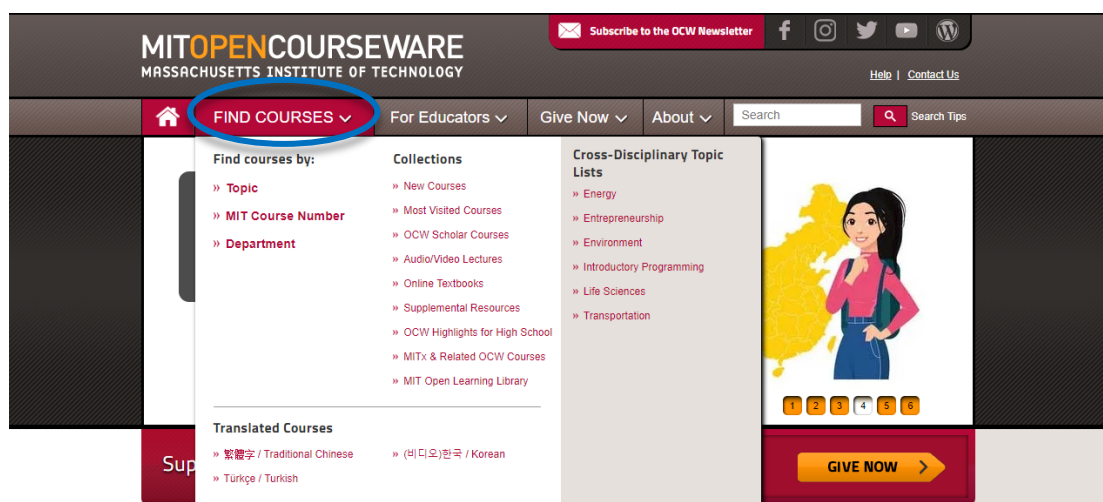
This is an initiative of the Massachusetts Institute of Technology (MIT) to publish all of the educational materials from its undergraduate-level and graduate-level courses online, freely and openly available to anyone, anywhere. It has a digital collection of high-quality teaching and learning materials, presented in an easily accessible format such as textbooks that are open-licensed electronic versions of print books. Others are self-published online books, or course notes which are so thorough that they serve as an alternative to a conventional textbook. 2,500 MIT on-campus courses and supplemental resources, all available under a Creative Commons license for open sharing in this platform.

How to use MIT Open Courseware?

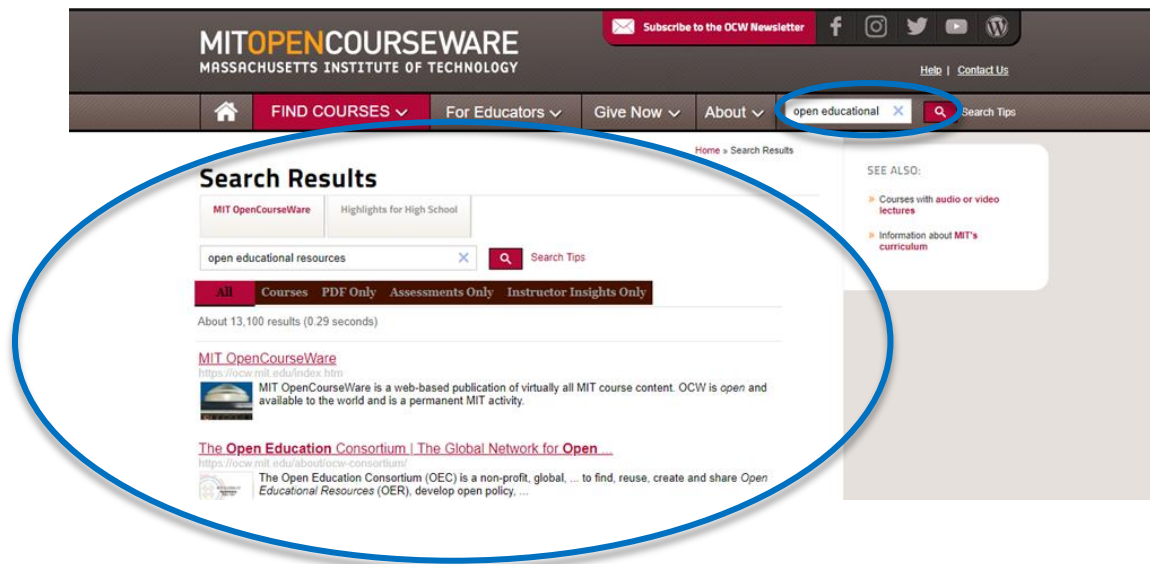
1. Go to www.ocw.mit.edu



2. Click on the drop down boxes to choose what specific material you can access or use.

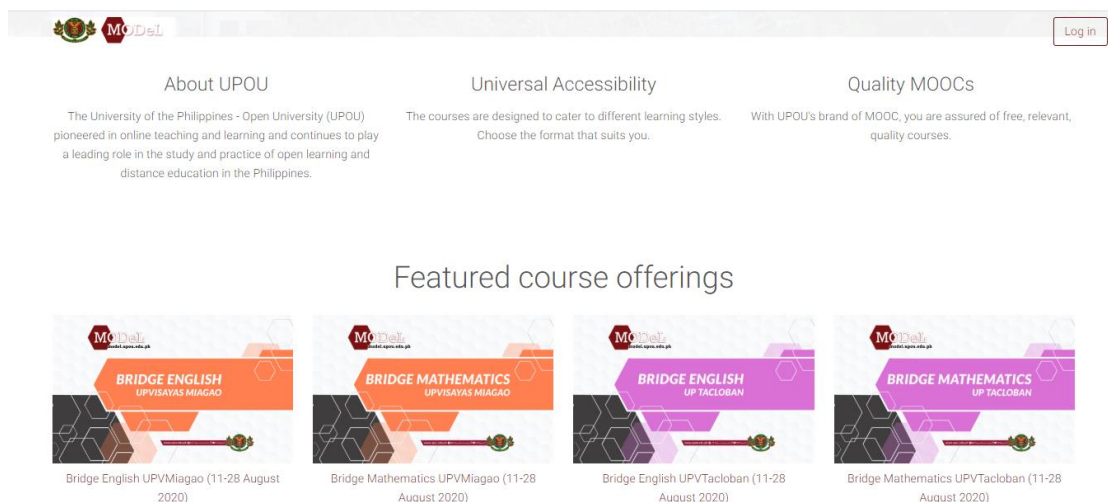


3. Or you can use the search box to find a specific content



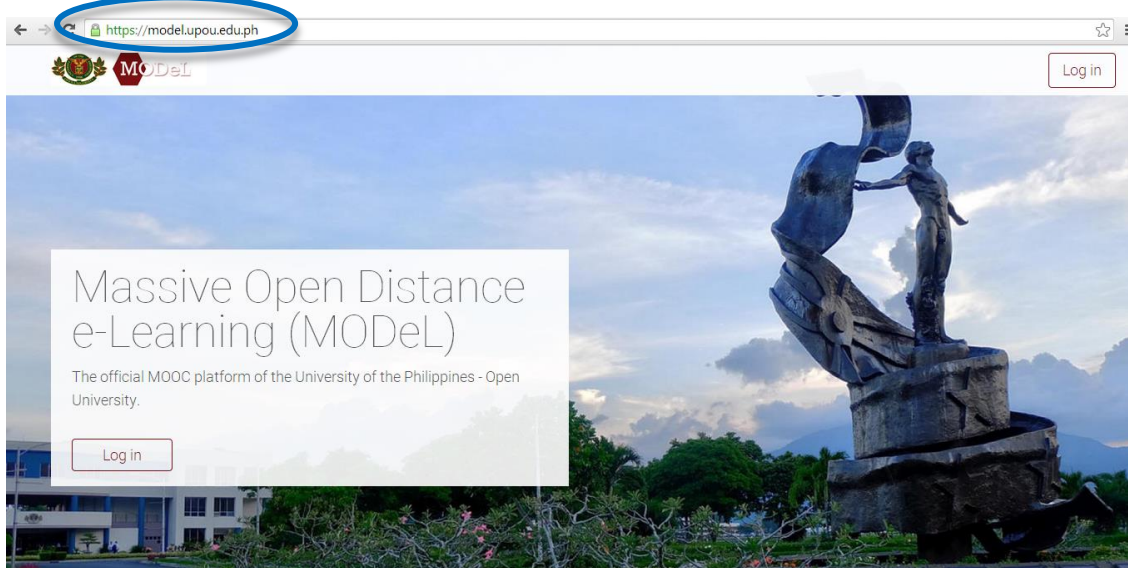
University of the Philippines Online University (UPOU) – Massive Open Online Courses (MOOCs)

This is the official learning platform for the Massive Open Online Courses (MOOCs) offered by the UP Open University. The MOOCs also include free online courses for university administrators and teachers so they can do technology-enhanced/technology-enabled teaching; and technical staff who can provide support for the online component of the remote teaching.

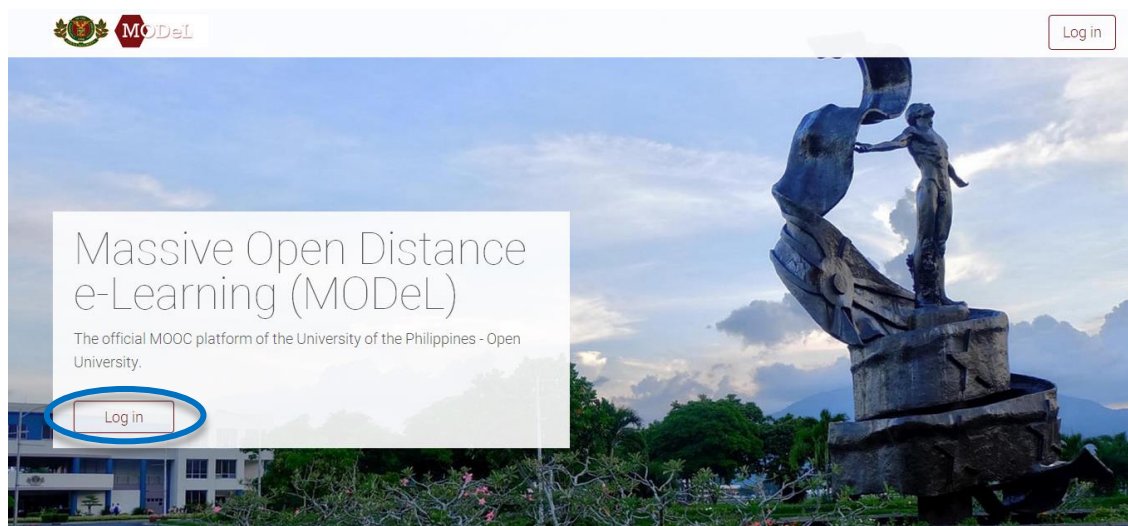


How to use MOOCs?

1. Go to model.upou.edu.ph



2. Click Log-in.



3. You will be directed to this page, fill-up your **Username** and **Password**. If you do not have an account yet click **Create new account**.

Username / email

Password

☐ Remember username

Forgotten your username or password?

Hi! For full access to courses, you'll need to take a minute to create a new account for yourself on this website.

4. Fill-up the needed information and click the create account button at the end of the page. An instruction will be given to you afterwards.



Home / Log in / New account

Massive Open Distance e-Learning (MODEL)

Log in

New account

▶ Expand all

▼ Choose your username and password

Username*

Password*

 ☐ Unmask

▼ More details

Email address*



Home / Confirm your account

Massive Open Distance e-Learning (MODEL)

Log in

An email should have been sent to your address at

You email address will be shown here.

It contains easy instructions to complete your registration.

If you continue to have difficulty, contact the site administrator.

5. Once you can already log-in MODEl, you can now access the variety of learning materials in it for free.

Featured course offerings



DE Readiness Module



Bridge English (4 Jul-30 Sept 2020)



Bridge Mathematics (4 Jul-30 Sept 2020)



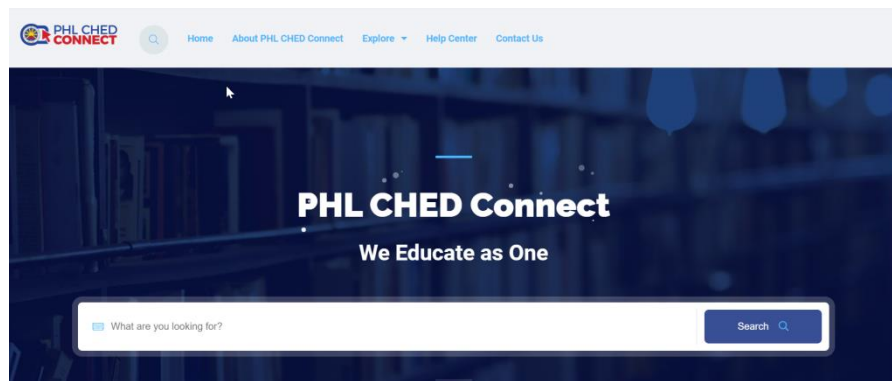
Course Module Development (24-31 Jul 2020)

PHL CHED Connect

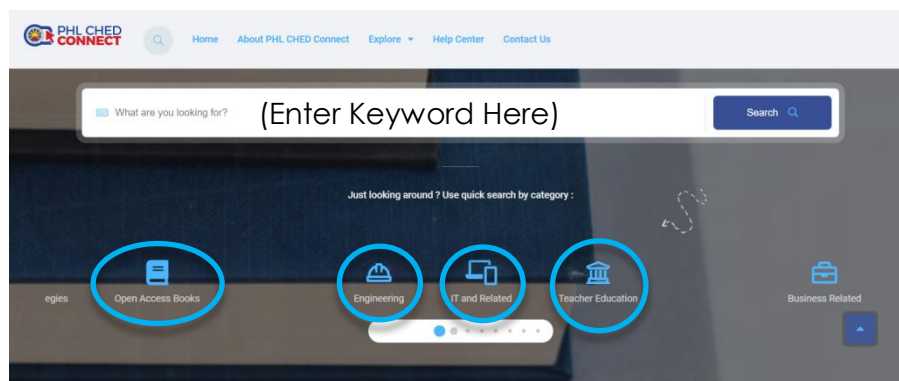
The PHL CHED Connect is a web application that contains higher education course materials in text, media and other digital assets that are useful for teaching, learning and research purposes. We use PHL CHED Connect to expand opportunities for interdisciplinary teaching and learning by allowing instructors to integrate and revise multiple educational resources. Moreover, the use of PHL CHED Connect makes learning and teaching more collaborative

How to Use PHL CHED Connect?

1. Go to phlconnect.ched.gov.ph



2. To look for the desired material or resource, enter the keyword in the Search box to find what you are looking for. You may also Click the icons for Open Access Books, Engineering, IT and Related, Teacher Education, and Business Related materials.

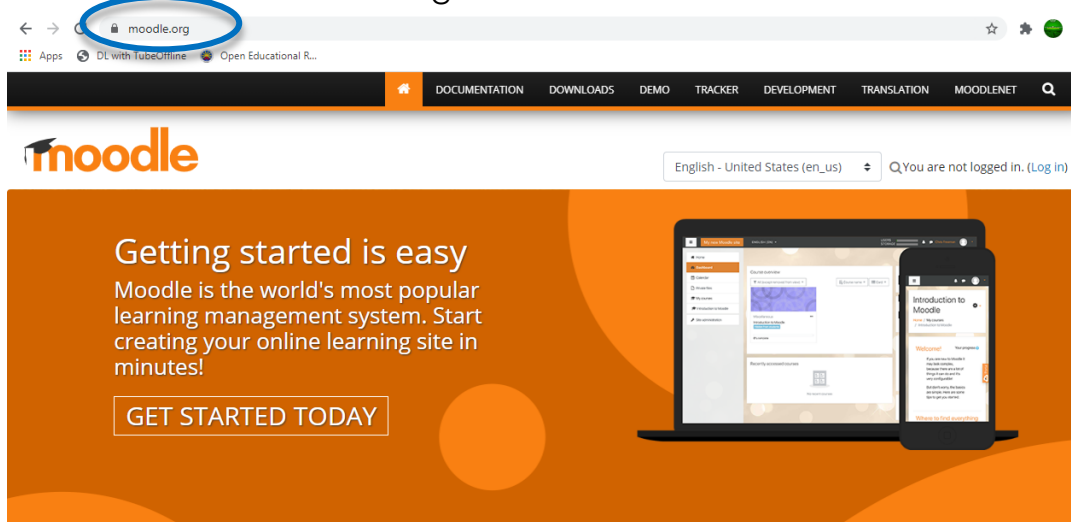


Moodle

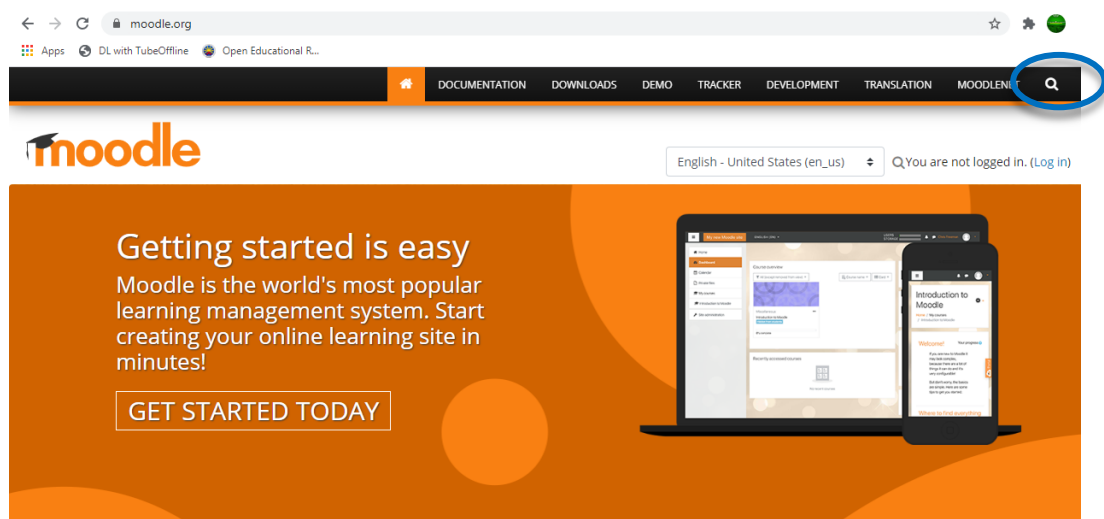
Moodle is a free and open-source learning management system (LMS) designed to provide educators, administrators and learners with a single robust, secure and integrated system to create personalised learning environments. It is used for blended learning, distance education, flipped classroom and other e-learning projects in schools, universities, workplaces and other sectors. It also allows you to search for downloadable courses, some of which are CC licensed. LMS and Moodle will be discussed more in next learning chunk.

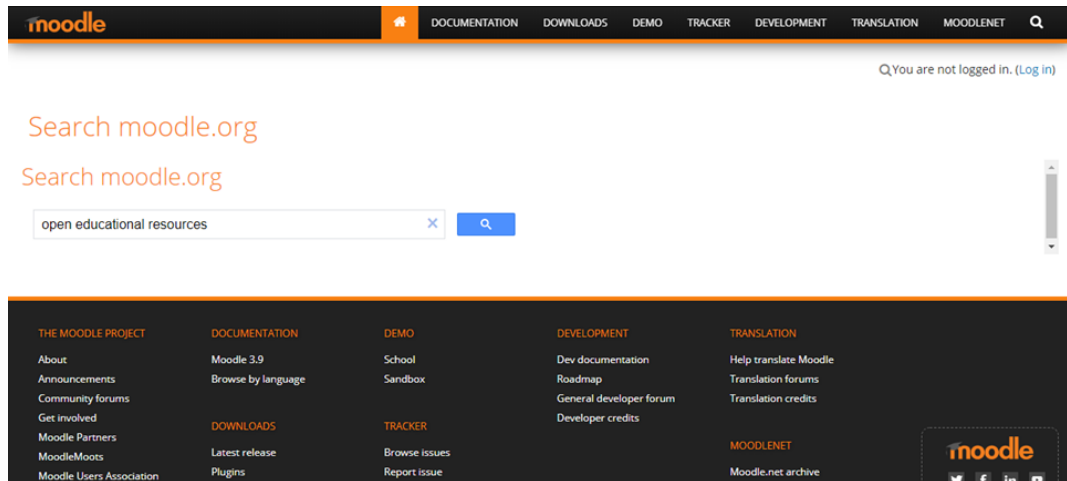
How to use Moodle?

1. Go to www.moodle.org

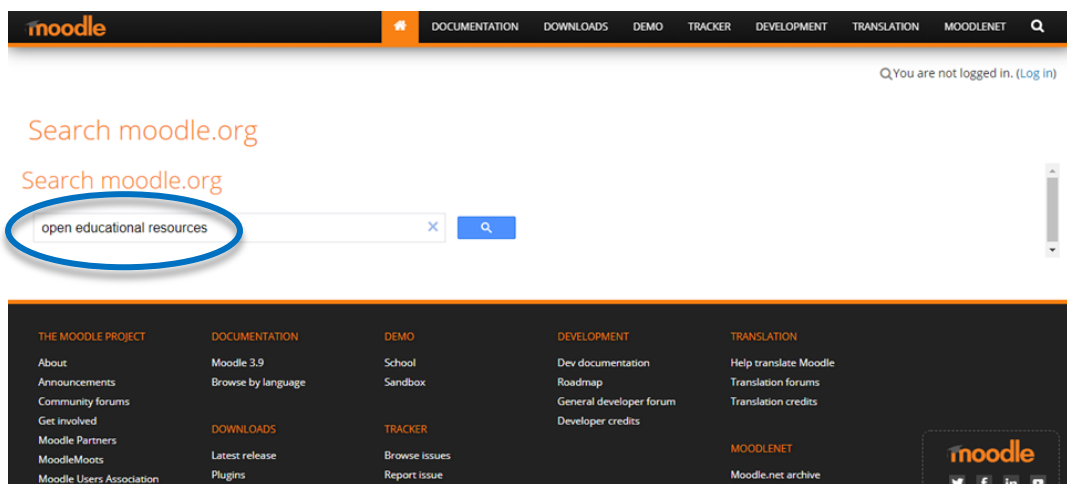


2. Click the magnifying glass icon and it will direct you to a search box.

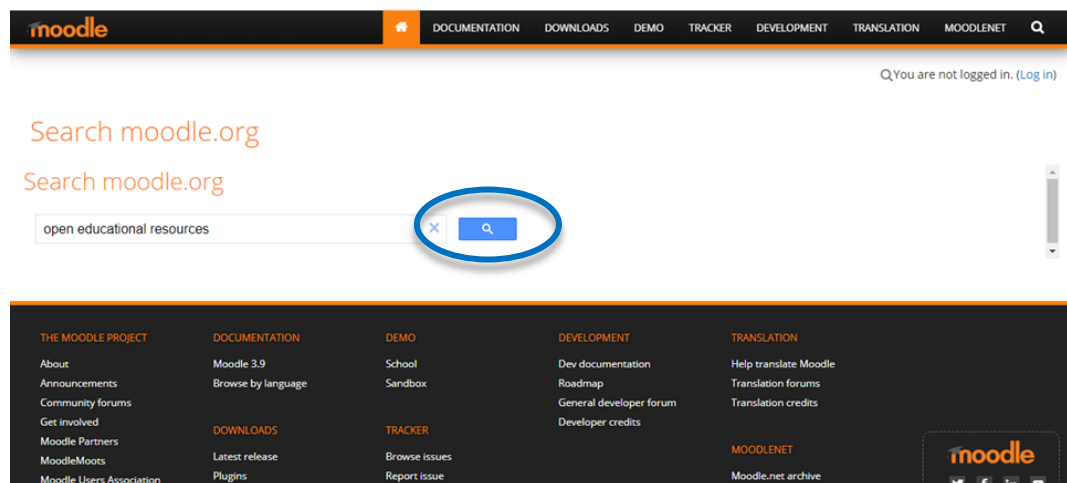


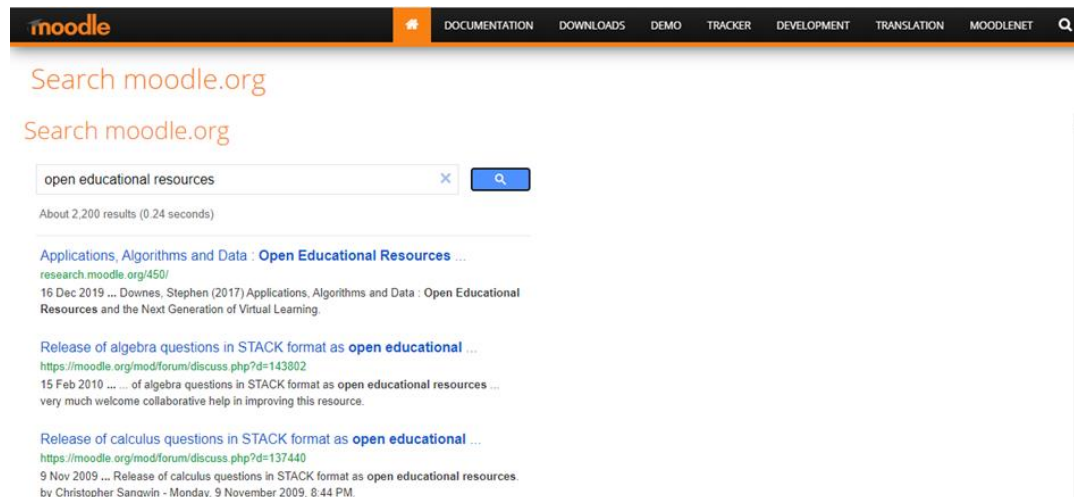


3. Type the material or topic you are looking for



4. After clicking the "magnifying glass" icon, the results will show the available materials you can utilize



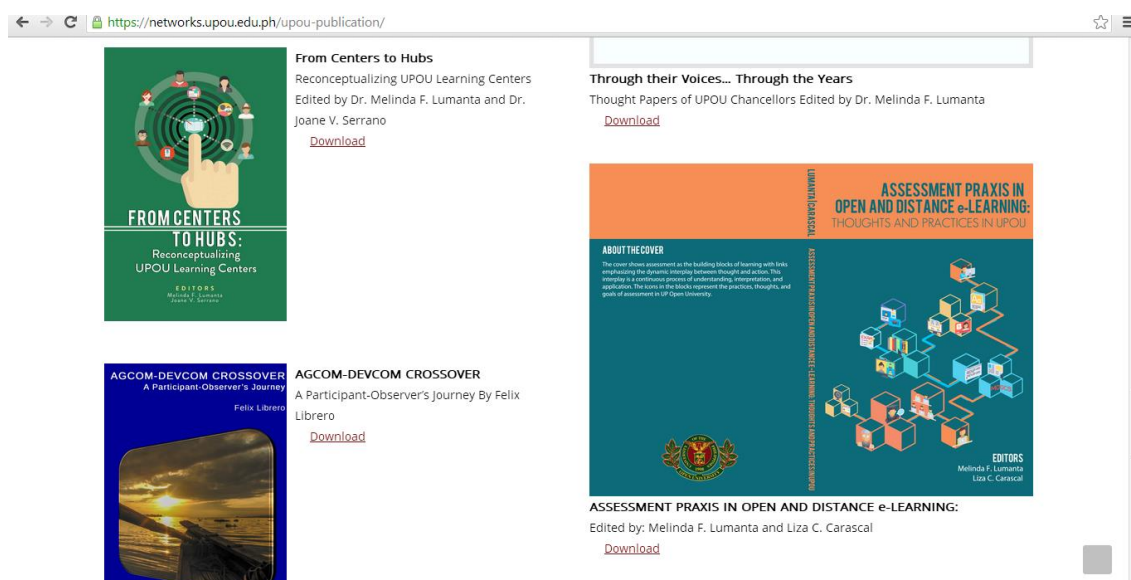


UPOU Networks

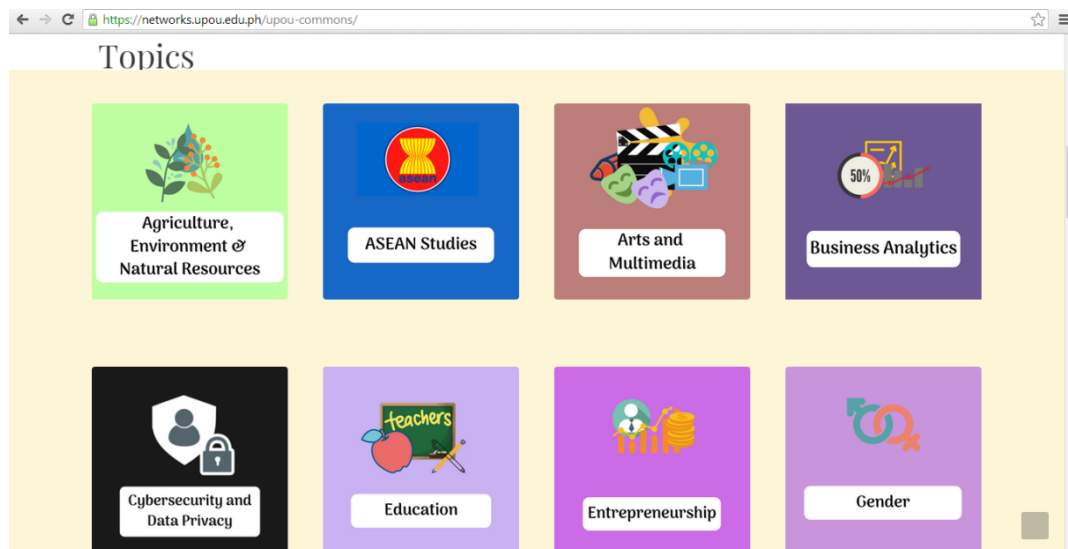
The UPOU Networks is the online repository of all multimedia resources produced by UPOU. It has five main features but we will only discuss three in this learning chunk. To access and know more about the other features visit <https://networks.upou.edu.ph/>.




UPOU Publications – a repository of university-produced publications and journals that are open educational resources with creative commons license:



UPOU Commons – a repository of the university-produced open educational resources (OER). It is licensed under:



UPOU On Record – an Internet radio and also a repository of podcasts produced by UPOU.



TV UP. It is an Internet television (webcast) network operated by the University of the Philippines which delivers free content (Open Educational Resources) for information and educational purpose. The OERs cover a wide range of topics (TV UP OER List) that can be used by both teachers and students and other individuals interested to learn about the subject area.

The screenshot shows the TVUP website interface. At the top, there's a navigation bar with 'HOME', 'ABOUT US', and 'CONTACT US'. Below this, a 'Recent Posts' section lists two webinars: 'Webinar #13 | Genetic Sequencing Research: Mutation of SARS-CoV2' and 'Webinar #12 | COVID-19 Challenges for Anesthesiologists'. The main content area features three webinar thumbnails: 'WEBINAR #10 COVID-19 AND CHILDREN: THE EXPERIENCE OF SOUTHERN PHILIPPINES MEDICAL CENTER, DAVAO', 'Overcoming Barriers in Cancer Care', and 'BRAVE HEART: Taking Care of Our Hearts in the Midst of COVID-19'. Below these, there are sections for 'KALUSUGAN AY KARAPATAN' (Health is Wealth) featuring various medical professionals. A large heart diagram is displayed on the left, with labels for 'Aorta', 'Pulmonary Artery', 'Left Atrium', 'Right Atrium', 'Pulmonary Valve', 'Aortic Valve', 'Mitral Valve', 'Left Ventricle', 'Right Ventricle', and 'Tricuspid Valve'. To the right of the heart diagram, there's a date and time stamp 'July 24, 2020 12:34:29 AM' and a paragraph about TVUP's mission. At the bottom, there's a 'TVUP on Demand' section with a 'Select Category' dropdown menu.

In the recent discussion, we learned about the different forms of Open Education Resources. We have discussed six database or collections of OER; three Massive Open Online Courses (MOOCs) platforms; a Learning Management System (LMS); a search engine; and an Internet television. These materials are free to use with some limitations depending on the Creative Commons License it bears.



OUR JOURNEY IS OVER!

DIRECTIONS: Using any of the OERs mentioned above, research about your most favorite lesson in any of the subjects you have taken since elementary until now. Then, on the answer sheet, answer the following questions:

1. Describe your experience using the OER.
2. How would you compare your experience in using the OER and using traditional academic resources such as books and magazines?

Name: _____ Student ID No.: _____

Course: _____ Year: _____

Contact No.: _____ Email Address: _____

ANSWER SHEET

SOB Learning Chunk No. 4 Navigating the Open Educational Resources

1.

2.

INSTRUCTIONS: Please compile all answer sheets of the eight (8) learning chunks and return to:

Student Affairs and Services Offices
Southern Leyte State University, Sogod, Southern Leyte



REFERENCES

- Bates, A.W. (n.d.). Open educational resources (OER). Retrieved from <https://opentextbc.ca/teachinginadigitalage/chapter/oer/>
- Creative Commons (2020, July 14). Frequently asked questions. Retrieved from <https://creativecommons.org/faq/>
- Eaton, Lance (2018, January 4). Open Educational Resources: a brief explanation [Video]. Youtube. <https://www.youtube.com/watch?v=CSekYzpBY8I>
- Jisc (2014, September 17). Stakeholders and benefits. Retrieved from <https://www.jisc.ac.uk/guides/open-educational-resources/stakeholders-and-benefits#>
- shelleynvcc. (2013, August 23). *OER (Open Educational Resources) introduction* [Video]. Youtube. <https://www.youtube.com/watch?v=ZFeyCc6wes&feature=youtu.be>
- What is open education? (2020). Retrieved from <https://opensource.com/resources/what-open-education>
- United Nations Educational, Scientific and Cultural Organization (UNESCO) (2019). Open Educational Resources (OER). Retrieved from <https://en.unesco.org/themes/building-knowledge-societies/oer>

Published by:

SOUTHERN LEYTE STATE UNIVERSITY
Sogod, Southern Leyte, Philippines