




QUARTERLY REPORT OF REVENUE AND OTHER RECEIPTS
As at the Quarter Ending June 30, 2025


Department : State Universities and Colleges (SUCs)
 Agency/Entity : Southern Leyte State University
 Operating Unit : < not applicable >
 Organization Code (UACS) : 08 081 0000000
 Fund Cluster : 05 - Internally Generated Funds

Classification/Sources of Revenue and Other Receipts	UACS CODE	REVENUE TARGET - (Annual) per BESF	Actual Revenue and Other Receipts Collections					Cumulative Remittance/Deposits to Date			Variance		Remarks
			1st Quarter Ending March 31	2nd Quarter Ending June 30	3rd Quarter Ending September 30	4th Quarter Ending December 31	Total	Remittance to BTr	Deposited with AGDB	Total	Amount	%	
1	2	3	4	5	6	7	8=(4+5+6+7)	9	10	11=(9+10)	12=(8-3)	13=(12/3)	14
Internally Generated Funds		119,484,000.00	5,405,954.76	78,107,346.27	0.00	0.00	83,513,301.03	0.00	83,513,301.03	83,513,301.03	(35,970,698.97)	-30 %	
Revenue Collections		119,484,000.00	5,405,954.76	78,107,346.27	0.00	0.00	83,513,301.03	0.00	83,513,301.03	83,513,301.03	(35,970,698.97)	-30 %	
Cash Revenue		119,484,000.00	5,405,954.76	78,107,346.27	0.00	0.00	83,513,301.03	0.00	83,513,301.03	83,513,301.03	(35,970,698.97)	-30 %	
Non-Tax		119,484,000.00	5,405,954.76	78,107,346.27	0.00	0.00	83,513,301.03	0.00	83,513,301.03	83,513,301.03	(35,970,698.97)	-30 %	
Fines and Penalties - Service Income	4020114000	10,000.00	14,770.00	1,925.00	0.00	0.00	16,695.00	0.00	16,695.00	16,695.00	6,695.00	67 %	
Other Service Income	4020199099	1,541,000.00	452,363.17	1,390,966.46	0.00	0.00	1,843,329.63	0.00	1,843,329.63	1,843,329.63	302,329.63	20 %	
Tuition Fees	4020201001	68,737,000.00	1,259,927.67	38,643,287.07	0.00	0.00	39,903,214.74	0.00	39,903,214.74	39,903,214.74	(28,833,785.26)	-42 %	
Income Collected from Students	4020201002	35,415,000.00	1,002,494.00	33,859,769.95	0.00	0.00	34,862,263.95	0.00	34,862,263.95	34,862,263.95	(552,736.05)	-2 %	
Other School Fees	4020201099	933,850.00	149,308.50	222,800.00	0.00	0.00	372,108.50	0.00	372,108.50	372,108.50	(561,741.50)	-60 %	
Seminar/Training Fees	4020204000	0.00	0.00	0.00	0.00	0.00	0.00	0.00	0.00	0.00	0.00	0 %	
Rent/Lease Income	4020205000	2,922,000.00	922,437.31	1,235,437.76	0.00	0.00	2,157,875.07	0.00	2,157,875.07	2,157,875.07	(764,124.93)	-26 %	
Income from Hostels/Dormitories and other Like facilities	4020213000	1,112,400.00	284,220.00	355,073.11	0.00	0.00	639,293.11	0.00	639,293.11	639,293.11	(473,106.89)	-43 %	
Interest on NG Deposits	4020221001	64,000.00	2,170.05	4,833.15	0.00	0.00	7,003.20	0.00	7,003.20	7,003.20	(56,996.80)	-89 %	
Other Business Income	4020299099	8,748,750.00	1,316,614.06	2,393,253.77	0.00	0.00	3,709,867.83	0.00	3,709,867.83	3,709,867.83	(5,038,882.17)	-58 %	
Miscellaneous Income	4060999000	0.00	1,650.00	0.00	0.00	0.00	1,650.00	0.00	1,650.00	1,650.00	1,650.00	0 %	
GRAND TOTAL		119,484,000.00	5,405,954.76	78,107,346.27	0.00	0.00	83,513,301.03	0.00	83,513,301.03	83,513,301.03	(35,970,698.97)	-30 %	

Certified Correct:

RUMALYN T. SABLAN, CPA
 Accountant III
 Date: 07/21/2025

Certified Correct:

GERALDINE A. PALER, CPA
 SAO
 Date: 07/21/2025

Recommending Approval By:

CHRISTINE ALMA MAE M. DAGUPLO, CPA
 CAO
 Date: 07/21/2025

Approved By:

 for: JUDE A. DUARTE, DPA *7/22/25*
 University President
 Date: 07/21/2025