

STATEMENT OF APPROPRIATIONS, ALLOTMENTS, OBLIGATIONS, DISBURSEMENTS AND BALANCES  
As at the Quarter Ending December 31, 2024

Department : State Universities and Colleges (SUCs)  
Agency/Entity : Southern Leyte State University  
Operating Unit : < not applicable >  
Organization Code : 08 081 0000000  
FIACS :  
Fund Cluster : 01 - Regular Agency Fund  
(e.g. UACS Fund Cluster: 01-Regular Agency Fund, 02-Foreign Assisted Projects Fund, 03-Special Account-Locally Funded/Domestic Grants Fund, and 04-Special Account-Foreign Assisted/Foreign Grants Fund)

X	Current Year Appropriations
	Supplemental Appropriations
	Continuing Appropriations

Particulars	UACS CODE	Appropriations			Allotments					Current Year Obligations					Current Year Disbursements					Balances			
		Authorized Appropriations	Adjustments (Transfer To/From, Modifications/ Augmentations)	Adjusted Appropriations	Allotments Received	Adjustments (Reductions, Modifications/ Augmentations)	Transfer To	Transfer From	Adjusted Allotments	1st Quarter Ending March 31	2nd Quarter Ending June 30	3rd Quarter Ending September 30	4th Quarter Ending December 31	Total	1st Quarter Ending March 31	2nd Quarter Ending June 30	3rd Quarter Ending September 30	4th Quarter Ending December 31	Total	Unreleased Appropriations	Unobligated Allotments	Unpaid Obligations (15-20)=(23+24)	
																						Due and Demandable	Not Yet Due and
1	2	3	4	5=(3+4)	6	7	8	9	10=[(6+(-)7)-8+9]	11	12	13	14	15=(11+12+13+14)	16	17	18	19	20=(16+17+18+19)	21	22	23	24
I. Agency Specific Budget		581,395,000.00	(15,000,000.00)	566,395,000.00	512,299,327.00	(15,000,000.00)	0.00	0.00	497,299,327.00	86,169,834.45	129,571,144.64	158,135,669.84	119,831,916.07	493,708,565.00	83,782,729.95	129,128,809.14	156,521,570.33	121,246,241.77	490,679,351.19	69,095,673.00	3,590,762.00	3,009,508.00	19,705.81
General Administration and Support	10000000000000	85,293,000.00	0.00	85,293,000.00	85,293,000.00	0.00	0.00	0.00	85,293,000.00	17,882,229.13	25,673,192.40	20,018,683.29	21,718,895.18	85,293,000.00	17,421,426.28	26,133,995.25	19,928,466.99	21,782,441.48	85,266,330.00	0.00	0.00	26,670.00	0.00
General Management and Supervision	100000100001000	49,725,000.00	0.00	49,725,000.00	49,725,000.00	0.00	0.00	0.00	49,725,000.00	9,746,323.22	14,634,722.40	12,544,575.03	12,799,379.35	49,725,000.00	9,702,149.70	14,678,895.92	12,454,358.73	12,862,925.65	49,698,330.00	0.00	0.00	26,670.00	0.00
PS		35,501,000.00	1,852,357.66	37,353,357.66	35,501,000.00	1,852,357.66	0.00	0.00	37,353,357.66	7,317,019.67	10,835,900.15	7,283,038.01	11,917,399.83	37,353,357.66	7,317,019.67	10,835,900.15	7,283,038.01	11,917,399.83	37,353,357.66	0.00	0.00	0.00	0.00
MOOE		14,224,000.00	(1,852,357.66)	12,371,642.34	14,224,000.00	(1,852,357.66)	0.00	0.00	12,371,642.34	2,429,303.55	3,798,822.25	5,261,537.02	881,979.52	12,371,642.34	2,385,130.03	3,842,995.77	5,171,320.72	945,525.82	12,344,972.34	0.00	0.00	26,670.00	0.00
Administration of Personnel Benefits	100000100002000	35,568,000.00	0.00	35,568,000.00	35,568,000.00	0.00	0.00	0.00	35,568,000.00	8,135,905.91	11,038,470.00	7,474,108.26	8,919,515.83	35,568,000.00	7,719,276.58	11,455,099.33	7,474,108.26	8,919,515.83	35,568,000.00	0.00	0.00	0.00	0.00
PS		35,568,000.00	0.00	35,568,000.00	35,568,000.00	0.00	0.00	0.00	35,568,000.00	8,135,905.91	11,038,470.00	7,474,108.26	8,919,515.83	35,568,000.00	7,719,276.58	11,455,099.33	7,474,108.26	8,919,515.83	35,568,000.00	0.00	0.00	0.00	0.00
Sub-Total, General Administration and Support		85,293,000.00	0.00	85,293,000.00	85,293,000.00	0.00	0.00	0.00	85,293,000.00	17,882,229.13	25,673,192.40	20,018,683.29	21,718,895.18	85,293,000.00	17,421,426.28	26,133,995.25	19,928,466.99	21,782,441.48	85,266,330.00	0.00	0.00	26,670.00	0.00
PS		71,069,000.00	1,852,357.66	72,921,357.66	71,069,000.00	1,852,357.66	0.00	0.00	72,921,357.66	15,452,925.58	21,874,370.15	14,757,146.27	20,836,915.66	72,921,357.66	15,036,296.25	22,290,999.48	14,757,146.27	20,836,915.66	72,921,357.66	0.00	0.00	0.00	0.00
MOOE		14,224,000.00	(1,852,357.66)	12,371,642.34	14,224,000.00	(1,852,357.66)	0.00	0.00	12,371,642.34	2,429,303.55	3,798,822.25	5,261,537.02	881,979.52	12,371,642.34	2,385,130.03	3,842,995.77	5,171,320.72	945,525.82	12,344,972.34	0.00	0.00	26,670.00	0.00
FinEx (if Applicable)		0.00	0.00	0.00	0.00	0.00	0.00	0.00	0.00	0.00	0.00	0.00	0.00	0.00	0.00	0.00	0.00	0.00	0.00	0.00	0.00	0.00	0.00
CO		0.00	0.00	0.00	0.00	0.00	0.00	0.00	0.00	0.00	0.00	0.00	0.00	0.00	0.00	0.00	0.00	0.00	0.00	0.00	0.00	0.00	0.00
Support to Operations	200000000000000	16,674,000.00	(15,000,000.00)	1,674,000.00	16,674,000.00	(15,000,000.00)	0.00	0.00	1,674,000.00	114,016.07	192,663.87	416,564.90	950,755.16	1,674,000.00	92,318.07	214,361.87	354,616.49	1,012,703.57	1,674,000.00	0.00	0.00	0.00	0.00
Auxiliary Services	200000100001000	1,674,000.00	0.00	1,674,000.00	1,674,000.00	0.00	0.00	0.00	1,674,000.00	114,016.07	192,663.87	416,564.90	950,755.16	1,674,000.00	92,318.07	214,361.87	354,616.49	1,012,703.57	1,674,000.00	0.00	0.00	0.00	0.00
PS		0.00	343,839.84	343,839.84	0.00	343,839.84	0.00	0.00	343,839.84	0.00	0.00	0.00	343,839.84	343,839.84	0.00	0.00	0.00	343,839.84	343,839.84	0.00	0.00	0.00	0.00
MOOE		1,674,000.00	(343,839.84)	1,330,160.16	1,674,000.00	(343,839.84)	0.00	0.00	1,330,160.16	114,016.07	192,663.87	416,564.90	606,915.32	1,330,160.16	92,318.07	214,361.87	354,616.49	668,863.73	1,330,160.16	0.00	0.00	0.00	0.00
Project(s)		15,000,000.00	(15,000,000.00)	0.00	15,000,000.00	(15,000,000.00)	0.00	0.00	0.00	0.00	0.00	0.00	0.00	0.00	0.00	0.00	0.00	0.00	0.00	0.00	0.00	0.00	0.00
Locally-Funded Project(s)		15,000,000.00	(15,000,000.00)	0.00	15,000,000.00	(15,000,000.00)	0.00	0.00	0.00	0.00	0.00	0.00	0.00	0.00	0.00	0.00	0.00	0.00	0.00	0.00	0.00	0.00	0.00
Construction of Three - Storey, 30 Rooms Apartelle de SLSU	200000200011000	15,000,000.00	(15,000,000.00)	0.00	15,000,000.00	(15,000,000.00)	0.00	0.00	0.00	0.00	0.00	0.00	0.00	0.00	0.00	0.00	0.00	0.00	0.00	0.00	0.00	0.00	0.00
CO		15,000,000.00	(15,000,000.00)	0.00	15,000,000.00	(15,000,000.00)	0.00	0.00	0.00	0.00	0.00	0.00	0.00	0.00	0.00	0.00	0.00	0.00	0.00	0.00	0.00	0.00	0.00
Sub-Total, Support to Operations		16,674,000.00	(15,000,000.00)	1,674,000.00	16,674,000.00	(15,000,000.00)	0.00	0.00	1,674,000.00	114,016.07	192,663.87	416,564.90	950,755.16	1,674,000.00	92,318.07	214,361.87	354,616.49	1,012,703.57	1,674,000.00	0.00	0.00	0.00	0.00
PS		0.00	343,839.84	343,839.84	0.00	343,839.84	0.00	0.00	343,839.84	0.00	0.00	0.00	343,839.84	343,839.84	0.00	0.00	0.00	343,839.84	343,839.84	0.00	0.00	0.00	0.00
MOOE		1,674,000.00	(343,839.84)	1,330,160.16	1,674,000.00	(343,839.84)	0.00	0.00	1,330,160.16	114,016.07	192,663.87	416,564.90	606,915.32	1,330,160.16	92,318.07	214,361.87	354,616.49	668,863.73	1,330,160.16	0.00	0.00	0.00	0.00
FinEx (if Applicable)		0.00	0.00	0.00	0.00	0.00	0.00	0.00	0.00	0.00	0.00	0.00	0.00	0.00	0.00	0.00	0.00	0.00	0.00	0.00	0.00	0.00	0.00
CO		15,000,000.00	(15,000,000.00)	0.00	15,000,000.00	(15,000,000.00)	0.00	0.00	0.00	0.00	0.00	0.00	0.00	0.00	0.00	0.00	0.00	0.00	0.00	0.00	0.00	0.00	0.00
Operations	300000000000000	479,428,000.00	0.00	479,428,000.00	410,332,327.00	0.00	0.00	0.00	410,332,327.00	68,173,589.25	103,705,288.37	137,700,421.65	97,162,265.73	406,741,565.00	66,268,985.60	102,780,452.02	136,238,486.85	98,451,096.72	403,739,021.19	69,095,673.00	3,590,762.00	2,982,838.00	19,705.81
OO : Relevant and quality tertiary education ensured to achieve inclusive growth and access of poor but deserving students to quality tertiary		464,585,000.00	0.00	464,585,000.00	395,489,327.00	0.00	0.00	0.00	395,489,327.00	66,446,485.62	101,200,543.94	135,457,808.60	88,880,226.84	391,985,065.00	64,590,855.85	100,226,733.71	134,142,459.81	90,164,999.82	389,125,049.19	69,095,673.00	3,504,262.00	2,840,310.00	19,705.81



Department : State Universities and Colleges (SUCs)  
 Agency/Entity : Southern Leyte State University  
 Operating Unit : < not applicable >  
 Organization Code (UACS) : 08 081 0000000  
 Fund Cluster : 01 - Regular Agency Fund  
 (e.g. UACS Fund Cluster: 01-Regular Agency Fund, 02-Foreign Assisted Projects Fund, 03-Special Account-Locally Funded/Domestic Grants Fund, and 04-Special Account-Foreign Assisted/Foreign Grants Fund)

X	Current Year Appropriations
	Supplemental Appropriations
	Continuing Appropriations

Particulars	UACS CODE	Appropriations			Allotments					Current Year Obligations					Current Year Disbursements					Balances			
		Authorized Appropriations	Adjustments (Transfer To/From, Modifications/	Adjusted Appropriations	Allotments Received	Adjustments (Reductions, Modifications/ Augmentations)	Transfer To	Transfer From	Adjusted Allotments	1st Quarter Ending March 31	2nd Quarter Ending June 30	3rd Quarter Ending September 30	4th Quarter Ending December 31	Total	1st Quarter Ending March 31	2nd Quarter Ending June 30	3rd Quarter Ending September 30	4th Quarter Ending December 31	Total	Unreleased Appropriations	Unobligated Allotments	Unpaid Obligations (15-20)=(23+24)	
		3	4	5=(3+4)	6	7	8	9	10=[(6+(-)7)-8+9]	11	12	13	14	15=(11+12+13+14)	16	17	18	19	20=(16+17+18+19)	21	22	Due and Demandable	Not Yet Due and
1	2	3	4	5=(3+4)	6	7	8	9	10=[(6+(-)7)-8+9]	11	12	13	14	15=(11+12+13+14)	16	17	18	19	20=(16+17+18+19)	21	22	23	24
education increased																							
HIGHER EDUCATION PROGRAM		464,585,000.00	0.00	464,585,000.00	395,489,327.00	0.00	0.00	0.00	395,489,327.00	66,446,485.62	101,200,543.94	135,457,808.60	88,880,226.84	391,985,065.00	64,590,855.85	100,226,733.71	134,142,459.81	90,164,999.82	389,125,049.19	69,095,673.00	3,504,262.00	2,840,310.00	19,705.81
Provision of Higher Education Services	310100100002000	343,214,000.00	0.00	343,214,000.00	343,214,000.00	0.00	0.00	0.00	343,214,000.00	66,446,485.62	100,200,543.94	86,182,481.60	88,880,226.84	341,709,738.00	64,590,855.85	99,226,733.71	84,867,132.81	90,164,999.82	338,849,722.19	0.00	1,504,262.00	2,840,310.00	19,705.81
PS		279,417,000.00	5,851,306.93	285,268,306.93	279,417,000.00	5,851,306.93	0.00	0.00	285,268,306.93	58,629,703.10	79,752,983.40	70,819,053.84	76,066,566.59	285,268,306.93	57,122,945.57	81,259,740.93	70,819,053.84	76,048,236.59	285,249,976.93	0.00	0.00	18,330.00	0.00
MOOE		48,797,000.00	(5,851,306.93)	42,945,693.07	48,797,000.00	(5,851,306.93)	0.00	0.00	42,945,693.07	7,816,782.52	12,450,050.54	12,574,426.76	10,104,433.25	42,945,693.07	7,467,910.28	12,798,922.78	12,388,077.97	10,266,406.04	42,921,317.07	0.00	0.00	24,376.00	0.00
CO		15,000,000.00	0.00	15,000,000.00	15,000,000.00	0.00	0.00	0.00	15,000,000.00	0.00	7,997,510.00	2,789,001.00	2,709,227.00	13,495,738.00	0.00	5,168,070.00	1,660,001.00	3,850,357.19	10,678,428.19	0.00	1,504,262.00	2,797,604.00	19,705.81
Project(s)		121,371,000.00	0.00	121,371,000.00	52,275,327.00	0.00	0.00	0.00	52,275,327.00	0.00	1,000,000.00	49,275,327.00	0.00	50,275,327.00	0.00	1,000,000.00	49,275,327.00	0.00	50,275,327.00	69,095,673.00	2,000,000.00	0.00	0.00
Locally-Funded Project(s)		121,371,000.00	0.00	121,371,000.00	52,275,327.00	0.00	0.00	0.00	52,275,327.00	0.00	1,000,000.00	49,275,327.00	0.00	50,275,327.00	0.00	1,000,000.00	49,275,327.00	0.00	50,275,327.00	69,095,673.00	2,000,000.00	0.00	0.00
Capacity Development on Futures Thinking and Strategic Foresight	310100200048000	2,000,000.00	0.00	2,000,000.00	2,000,000.00	0.00	0.00	0.00	2,000,000.00	0.00	0.00	0.00	0.00	0.00	0.00	0.00	0.00	0.00	0.00	0.00	2,000,000.00	0.00	0.00
MOOE		2,000,000.00	0.00	2,000,000.00	2,000,000.00	0.00	0.00	0.00	2,000,000.00	0.00	0.00	0.00	0.00	0.00	0.00	0.00	0.00	0.00	0.00	0.00	2,000,000.00	0.00	0.00
Free Higher Education	310100200050000	118,371,000.00	0.00	118,371,000.00	49,275,327.00	0.00	0.00	0.00	49,275,327.00	0.00	0.00	49,275,327.00	0.00	49,275,327.00	0.00	0.00	49,275,327.00	0.00	49,275,327.00	69,095,673.00	0.00	0.00	0.00
MOOE		118,371,000.00	0.00	118,371,000.00	49,275,327.00	0.00	0.00	0.00	49,275,327.00	0.00	0.00	49,275,327.00	0.00	49,275,327.00	0.00	0.00	49,275,327.00	0.00	49,275,327.00	69,095,673.00	0.00	0.00	0.00
Tulong Dunong Program	310100200053000	1,000,000.00	0.00	1,000,000.00	1,000,000.00	0.00	0.00	0.00	1,000,000.00	0.00	1,000,000.00	0.00	0.00	1,000,000.00	0.00	1,000,000.00	0.00	0.00	1,000,000.00	0.00	0.00	0.00	0.00
MOOE		1,000,000.00	0.00	1,000,000.00	1,000,000.00	0.00	0.00	0.00	1,000,000.00	0.00	1,000,000.00	0.00	0.00	1,000,000.00	0.00	1,000,000.00	0.00	0.00	1,000,000.00	0.00	0.00	0.00	0.00
OO : Higher education research improved to promote economic productivity and innovation		12,109,000.00	0.00	12,109,000.00	12,109,000.00	0.00	0.00	0.00	12,109,000.00	1,552,104.33	2,197,799.76	1,960,609.40	6,398,486.51	12,109,000.00	1,539,609.33	2,210,294.76	1,844,073.39	6,422,078.52	12,016,056.00	0.00	0.00	92,944.00	0.00
ADVANCED EDUCATION PROGRAM		612,000.00	0.00	612,000.00	612,000.00	0.00	0.00	0.00	612,000.00	33,911.28	30,823.18	186,030.27	361,235.27	612,000.00	33,911.28	30,823.18	186,030.27	361,235.27	612,000.00	0.00	0.00	0.00	0.00
Provision of Advanced Education Services	320100100001000	612,000.00	0.00	612,000.00	612,000.00	0.00	0.00	0.00	612,000.00	33,911.28	30,823.18	186,030.27	361,235.27	612,000.00	33,911.28	30,823.18	186,030.27	361,235.27	612,000.00	0.00	0.00	0.00	0.00
PS		0.00	18,449.40	18,449.40	0.00	18,449.40	0.00	0.00	18,449.40	0.00	0.00	0.00	18,449.40	18,449.40	0.00	0.00	0.00	18,449.40	18,449.40	0.00	0.00	0.00	0.00
MOOE		612,000.00	(18,449.40)	593,550.60	612,000.00	(18,449.40)	0.00	0.00	593,550.60	33,911.28	30,823.18	186,030.27	342,785.87	593,550.60	33,911.28	30,823.18	186,030.27	342,785.87	593,550.60	0.00	0.00	0.00	0.00
RESEARCH PROGRAM		11,497,000.00	0.00	11,497,000.00	11,497,000.00	0.00	0.00	0.00	11,497,000.00	1,518,193.05	2,166,976.58	1,774,579.13	6,037,251.24	11,497,000.00	1,505,698.05	2,179,471.58	1,658,043.12	6,060,843.25	11,404,056.00	0.00	0.00	92,944.00	0.00
Conduct of Research Services	320200100001000	11,497,000.00	0.00	11,497,000.00	11,497,000.00	0.00	0.00	0.00	11,497,000.00	1,518,193.05	2,166,976.58	1,774,579.13	6,037,251.24	11,497,000.00	1,505,698.05	2,179,471.58	1,658,043.12	6,060,843.25	11,404,056.00	0.00	0.00	92,944.00	0.00
PS		346,000.00	2,175,044.67	2,521,044.67	346,000.00	2,175,044.67	0.00	0.00	2,521,044.67	78,205.26	94,056.10	73,709.50	2,275,073.81	2,521,044.67	78,205.26	94,056.10	73,709.50	2,275,073.81	2,521,044.67	0.00	0.00	0.00	0.00
MOOE		11,151,000.00	(2,175,044.67)	8,975,955.33	11,151,000.00	(2,175,044.67)	0.00	0.00	8,975,955.33	1,439,987.79	2,072,920.48	1,700,869.63	3,762,177.43	8,975,955.33	1,427,492.79	2,085,415.48	1,584,333.62	3,785,769.44	8,883,011.33	0.00	0.00	92,944.00	0.00
OO : Community engagement increased		2,734,000.00	0.00	2,734,000.00	2,734,000.00	0.00	0.00	0.00	2,734,000.00	174,999.30	306,944.67	282,003.65	1,883,552.38	2,647,500.00	138,520.42	343,423.55	251,953.65	1,864,018.38	2,597,916.00	0.00	86,500.00	49,584.00	0.00
TECHNICAL ADVISORY EXTENSION PROGRAM		2,734,000.00	0.00	2,734,000.00	2,734,000.00	0.00	0.00	0.00	2,734,000.00	174,999.30	306,944.67	282,003.65	1,883,552.38	2,647,500.00	138,520.42	343,423.55	251,953.65	1,864,018.38	2,597,916.00	0.00	86,500.00	49,584.00	0.00
Provision of Extension Services	330100100001000	2,734,000.00	0.00	2,734,000.00	2,734,000.00	0.00	0.00	0.00	2,734,000.00	174,999.30	306,944.67	282,003.65	1,883,552.38	2,647,500.00	138,520.42	343,423.55	251,953.65	1,864,018.38	2,597,916.00	0.00	86,500.00	49,584.00	0.00
PS		0.00	723,000.00	723,000.00	0.00	723,000.00	0.00	0.00	723,000.00	0.00	0.00	0.00	723,000.00	723,000.00	0.00	0.00	0.00	723,000.00	723,000.00	0.00	0.00	0.00	0.00
MOOE		2,734,000.00	(723,000.00)	2,011,000.00	2,734,000.00	(723,000.00)	0.00	0.00	2,011,000.00	174,999.30	306,944.67	282,003.65	1,160,552.38	1,924,500.00	138,520.42	343,423.55	251,953.65	1,141,018.38	1,874,916.00	0.00	86,500.00	49,584.00	0.00



Department : State Universities and Colleges (SUCs)  
Agency/Entity : Southern Leyte State University  
Operating Unit : < not applicable >  
Organization Code (UACS) : 08 081 0000000  
Fund Cluster : 01 - Regular Agency Fund  
(e.g. UACS Fund Cluster: 01-Regular Agency Fund, 02-Foreign Assisted Projects Fund, 03-Special Account-Locally Funded/Domestic Grants Fund, and 04-Special Account-Foreign Assisted/Foreign Grants Fund)

X	Current Year Appropriations
	Supplemental Appropriations
	Continuing Appropriations


Particulars	UACS CODE	Appropriations				Allotments				Current Year Obligations					Current Year Disbursements					Balances			
		Authorized Appropriations	Adjustments (Transfer To/From, Modifications/ Augmentations)	Adjusted Appropriations	Allotments Received	Adjustments (Reductions, Modifications/ Augmentations)	Transfer To	Transfer From	Adjusted Allotments	1st Quarter Ending March 31	2nd Quarter Ending June 30	3rd Quarter Ending September 30	4th Quarter Ending December 31	Total	1st Quarter Ending March 31	2nd Quarter Ending June 30	3rd Quarter Ending September 30	4th Quarter Ending December 31	Total	Unreleased Appropriations	Unobligated Allotments	Unpaid Obligations (15-20)=(23+24)	
																						Due and Demandable	Not Yet Due and
1	2	3	4	5=(3+4)	6	7	8	9	10=[6+(-)7]-8+9]	11	12	13	14	15=(11+12+13+14)	16	17	18	19	20=(16+17+18+19)	21	22	23	24
Sub-Total, Operations		479,426,000.00	0.00	479,426,000.00	410,332,327.00	0.00	0.00	0.00	410,332,327.00	68,173,589.25	103,705,288.37	137,700,421.65	97,162,265.73	406,741,565.00	66,266,985.60	102,780,452.02	136,238,466.85	98,451,096.72	403,739,021.19	69,095,673.00	3,590,762.00	2,982,838.00	19,705.81
PS		279,763,000.00	8,767,801.00	288,530,801.00	279,763,000.00	8,767,801.00	0.00	0.00	288,530,801.00	58,707,908.36	79,847,039.50	70,892,763.34	79,083,089.80	288,530,801.00	57,201,150.83	81,353,797.03	70,892,763.34	79,064,759.80	288,512,471.00	0.00	0.00	18,330.00	0.00
MOOE		184,665,000.00	(8,767,801.00)	175,897,199.00	115,569,327.00	(8,767,801.00)	0.00	0.00	106,801,526.00	9,466,680.89	15,880,738.87	64,018,657.31	15,369,948.93	104,715,026.00	9,067,834.77	16,258,584.99	63,685,722.51	15,535,979.73	104,548,122.00	69,095,673.00	2,086,500.00	166,904.00	0.00
FinEx (if Applicable)		0.00	0.00	0.00	0.00	0.00	0.00	0.00	0.00	0.00	0.00	0.00	0.00	0.00	0.00	0.00	0.00	0.00	0.00	0.00	0.00	0.00	0.00
CO		15,000,000.00	0.00	15,000,000.00	15,000,000.00	0.00	0.00	0.00	15,000,000.00	0.00	7,997,510.00	2,789,001.00	2,709,227.00	13,495,738.00	0.00	5,168,070.00	1,660,001.00	3,850,357.19	10,678,428.19	0.00	1,504,262.00	2,797,604.00	19,705.81
Sub-Total, I. Agency Specific Budget		581,395,000.00	(15,000,000.00)	566,395,000.00	512,299,327.00	(15,000,000.00)	0.00	0.00	497,299,327.00	86,169,834.45	129,571,144.64	158,135,669.84	119,831,916.07	493,708,565.00	63,782,729.95	129,128,809.14	156,521,570.33	121,246,241.77	490,679,351.19	69,095,673.00	3,590,762.00	3,009,508.00	19,705.81
PS		350,832,000.00	10,963,998.50	361,795,998.50	350,832,000.00	10,963,998.50	0.00	0.00	361,795,998.50	74,160,833.94	101,721,409.65	85,849,909.61	100,263,845.30	361,795,998.50	72,237,447.08	103,644,796.51	85,649,909.61	100,245,515.30	361,777,668.50	0.00	0.00	18,330.00	0.00
MOOE		200,563,000.00	(10,963,998.50)	189,599,001.50	131,467,327.00	(10,963,998.50)	0.00	0.00	120,503,326.50	12,009,000.51	19,852,224.99	69,696,759.23	16,858,843.77	118,416,826.50	11,545,282.87	20,315,942.63	69,211,659.72	17,150,369.28	118,223,254.50	69,095,673.00	2,086,500.00	193,574.00	0.00
FinEx (if Applicable)		0.00	0.00	0.00	0.00	0.00	0.00	0.00	0.00	0.00	0.00	0.00	0.00	0.00	0.00	0.00	0.00	0.00	0.00	0.00	0.00	0.00	0.00
CO		30,000,000.00	(15,000,000.00)	15,000,000.00	30,000,000.00	(15,000,000.00)	0.00	0.00	15,000,000.00	0.00	7,997,510.00	2,789,001.00	2,709,227.00	13,495,738.00	0.00	5,168,070.00	1,660,001.00	3,850,357.19	10,678,428.19	0.00	1,504,262.00	2,797,604.00	19,705.81
II. Automatic Appropriations		29,433,000.00	7,496,664.00	36,929,664.00	36,929,664.00	0.00	0.00	0.00	36,929,664.00	8,123,385.23	8,336,384.21	10,744,028.36	9,725,866.20	36,929,664.00	7,934,261.63	8,525,507.81	10,744,028.36	9,722,033.99	36,925,831.79	0.00	0.00	3,832.21	0.00
Specific Budgets of National Government Agencies		29,433,000.00	7,496,664.00	36,929,664.00	36,929,664.00	0.00	0.00	0.00	36,929,664.00	8,123,385.23	8,336,384.21	10,744,028.36	9,725,866.20	36,929,664.00	7,934,261.63	8,525,507.81	10,744,028.36	9,722,033.99	36,925,831.79	0.00	0.00	3,832.21	0.00
Retirement and Life Insurance Premiums		29,433,000.00	7,496,664.00	36,929,664.00	36,929,664.00	0.00	0.00	0.00	36,929,664.00	8,123,385.23	8,336,384.21	10,744,028.36	9,725,866.20	36,929,664.00	7,934,261.63	8,525,507.81	10,744,028.36	9,722,033.99	36,925,831.79	0.00	0.00	3,832.21	0.00
PS		29,433,000.00	7,496,664.00	36,929,664.00	36,929,664.00	0.00	0.00	0.00	36,929,664.00	8,123,385.23	8,336,384.21	10,744,028.36	9,725,866.20	36,929,664.00	7,934,261.63	8,525,507.81	10,744,028.36	9,722,033.99	36,925,831.79	0.00	0.00	3,832.21	0.00
Sub-total II. Automatic Appropriations		29,433,000.00	7,496,664.00	36,929,664.00	36,929,664.00	0.00	0.00	0.00	36,929,664.00	8,123,385.23	8,336,384.21	10,744,028.36	9,725,866.20	36,929,664.00	7,934,261.63	8,525,507.81	10,744,028.36	9,722,033.99	36,925,831.79	0.00	0.00	3,832.21	0.00
PS		29,433,000.00	7,496,664.00	36,929,664.00	36,929,664.00	0.00	0.00	0.00	36,929,664.00	8,123,385.23	8,336,384.21	10,744,028.36	9,725,866.20	36,929,664.00	7,934,261.63	8,525,507.81	10,744,028.36	9,722,033.99	36,925,831.79	0.00	0.00	3,832.21	0.00
MOOE		0.00	0.00	0.00	0.00	0.00	0.00	0.00	0.00	0.00	0.00	0.00	0.00	0.00	0.00	0.00	0.00	0.00	0.00	0.00	0.00	0.00	0.00
FinEx		0.00	0.00	0.00	0.00	0.00	0.00	0.00	0.00	0.00	0.00	0.00	0.00	0.00	0.00	0.00	0.00	0.00	0.00	0.00	0.00	0.00	0.00
CO		0.00	0.00	0.00	0.00	0.00	0.00	0.00	0.00	0.00	0.00	0.00	0.00	0.00	0.00	0.00	0.00	0.00	0.00	0.00	0.00	0.00	0.00
III. Special Purpose Fund		0.00	56,440,299.00	56,440,299.00	0.00	56,440,299.00	0.00	0.00	56,440,299.00	0.00	628,024.09	14,062,715.76	41,749,556.42	56,440,296.27	0.00	628,024.09	14,062,715.76	41,749,556.42	56,440,296.27	0.00	2.73	0.00	0.00
Miscellaneous Personnel Benefits Fund		0.00	9,598,769.00	9,598,769.00	0.00	9,598,769.00	0.00	0.00	9,598,769.00	0.00	0.00	3,564,297.24	6,034,471.76	9,598,769.00	0.00	0.00	3,564,297.24	6,034,471.76	9,598,769.00	0.00	0.00	0.00	0.00
PS		0.00	9,598,769.00	9,598,769.00	0.00	9,598,769.00	0.00	0.00	9,598,769.00	0.00	0.00	3,564,297.24	6,034,471.76	9,598,769.00	0.00	0.00	3,564,297.24	6,034,471.76	9,598,769.00	0.00	0.00	0.00	0.00
Pension and Gratuity Fund		0.00	706,679.00	706,679.00	0.00	706,679.00	0.00	0.00	706,679.00	0.00	628,024.09	78,652.18	0.00	706,676.27	0.00	628,024.09	78,652.18	0.00	706,676.27	0.00	2.73	0.00	0.00
PS		0.00	706,679.00	706,679.00	0.00	706,679.00	0.00	0.00	706,679.00	0.00	628,024.09	78,652.18	0.00	706,676.27	0.00	628,024.09	78,652.18	0.00	706,676.27	0.00	2.73	0.00	0.00
For payment of Personnel Benefits		0.00	46,134,851.00	46,134,851.00	0.00	46,134,851.00	0.00	0.00	46,134,851.00	0.00	0.00	10,419,766.34	35,715,084.66	46,134,851.00	0.00	0.00	10,419,766.34	35,715,084.66	46,134,851.00	0.00	0.00	0.00	0.00
PS		0.00	46,134,851.00	46,134,851.00	0.00	46,134,851.00	0.00	0.00	46,134,851.00	0.00	0.00	10,419,766.34	35,715,084.66	46,134,851.00	0.00	0.00	10,419,766.34	35,715,084.66	46,134,851.00	0.00	0.00	0.00	0.00
Sub-Total III. Special Purpose Fund		0.00	56,440,299.00	56,440,299.00	0.00	56,440,299.00	0.00	0.00	56,440,299.00	0.00	628,024.09	14,062,715.76	41,749,556.42	56,440,296.27	0.00	628,024.09	14,062,715.76	41,749,556.42	56,440,296.27	0.00	2.73	0.00	0.00
PS		0.00	56,440,299.00	56,440,299.00	0.00	56,440,299.00	0.00	0.00	56,440,299.00	0.00	628,024.09	14,062,715.76	41,749,556.42	56,440,296.27	0.00	628,024.09	14,062,715.76	41,749,556.42	56,440,296.27	0.00	2.73	0.00	0.00
MOOE		0.00	0.00	0.00	0.00	0.00	0.00	0.00	0.00	0.00	0.00	0.00	0.00	0.00	0.00	0.00	0.00	0.00	0.00	0.00	0.00	0.00	0.00
FinEx		0.00	0.00	0.00	0.00	0.00	0.00	0.00	0.00	0.00	0.00	0.00	0.00	0.00	0.00	0.00	0.00	0.00	0.00	0.00	0.00	0.00	0.00
CO		0.00	0.00	0.00	0.00	0.00	0.00	0.00	0.00	0.00	0.00	0.00	0.00	0.00	0.00	0.00	0.00	0.00	0.00	0.00	0.00	0.00	0.00
IV. Reversion of the Unobligated Allotments charged against R.A. Nos. 11465 and 11494		0.00	0.00	0.00	0.00	0.00	0.00	0.00	0.00	0.00	0.00	0.00	0.00	0.00	0.00	0.00	0.00	0.00	0.00	0.00	0.00	0.00	0.00
GRAND TOTAL		610,828,000.00	48,936,963.00	659,764,963.00	549,228,991.00	41,440,299.00	0.00	0.00	590,669,290.00	94,293,219.68	138,535,552.94	182,942,413.96	171,307,338.69	587,078,525.27	91,716,991.58	138,282,341.04	181,328,314.45	172,717,832.18	584,045,479.25	69,095,673.00	3,590,764.73	3,013,340.21	19,705.81





Department : State Universities and Colleges (SUCs)  
 Agency/Entity : Southern Leyte State University  
 Operating Unit : < not applicable >  
 Organization Code (UACS) : 08 081 0000000  
 Fund Cluster : 01 - Regular Agency Fund  
 (e.g. UACS Fund Cluster: 01-Regular Agency Fund, 02-Foreign Assisted Projects Fund, 03-Special Account-Locally Funded/Domestic Grants Fund, and 04-Special Account-Foreign Assisted/Foreign Grants Fund)


X	Current Year Appropriations
	Supplemental Appropriations
	Continuing Appropriations

Particulars	UACS CODE	Appropriations			Allotments					Current Year Obligations					Current Year Disbursements					Balances			
		Authorized Appropriations	Adjustments (Transfer To/From, Modifications/ Augmentations)	Adjusted Appropriations	Allotments Received	Adjustments (Reductions, Modifications/ Augmentations)	Transfer To	Transfer From	Adjusted Allotments	1st Quarter Ending March 31	2nd Quarter Ending June 30	3rd Quarter Ending September 30	4th Quarter Ending December 31	Total	1st Quarter Ending March 31	2nd Quarter Ending June 30	3rd Quarter Ending September 30	4th Quarter Ending December 31	Total	Unreleased Appropriations	Unobligated Allotments	Unpaid Obligations (15-20)=(23+24)	
																						Due and Demandable	Not Yet Due and
1	2	3	4	5=(3+4)	6	7	8	9	10=[(6+(-)7)-8+9]	11	12	13	14	15=(11+12+13+14)	16	17	18	19	20=(16+17+18+19)	21	22	23	24
PS		380,265,000.00	74,900,961.50	455,165,961.50	387,761,864.00	67,404,297.50	0.00	0.00	455,165,961.50	82,284,219.17	110,685,817.95	110,456,653.73	151,739,267.92	455,165,958.77	80,171,708.71	112,798,328.41	110,456,653.73	151,717,105.71	455,143,796.56	0.00	2.73	22,162.21	0.00
MOOE		200,563,000.00	(10,963,998.50)	189,599,001.50	131,467,327.00	(10,963,998.50)	0.00	0.00	120,503,328.50	12,009,000.51	19,852,224.99	69,696,759.23	16,858,843.77	118,416,828.50	11,545,282.87	20,315,942.63	69,211,659.72	17,150,369.28	118,223,254.50	69,095,673.00	2,086,500.00	193,574.00	0.00
CO		30,000,000.00	(15,000,000.00)	15,000,000.00	30,000,000.00	(15,000,000.00)	0.00	0.00	15,000,000.00	0.00	7,997,510.00	2,789,001.00	2,709,227.00	13,495,738.00	0.00	5,168,070.00	1,660,001.00	3,850,357.19	10,678,428.19	0.00	1,504,262.00	2,797,604.00	19,705.81
Recapitulation by OO:																							
RESEARCH PROGRAM		11,497,000.00	18,100.00	11,515,100.00	11,497,000.00	18,100.00	0.00	0.00	11,515,100.00	1,518,193.05	2,166,976.58	1,782,356.29	6,047,574.08	11,515,100.00	1,505,698.05	2,179,471.58	1,665,820.28	6,071,166.09	11,422,156.00	0.00	0.00	92,944.00	0.00
HIGHER EDUCATION PROGRAM		464,585,000.00	46,702,723.00	511,287,723.00	395,489,327.00	46,702,723.00	0.00	0.00	442,192,050.00	66,446,485.62	101,408,612.00	147,993,422.99	122,839,265.63	438,687,786.24	64,590,855.85	100,434,801.77	146,678,074.20	124,124,038.61	435,827,770.43	69,095,673.00	3,504,263.76	2,840,310.00	19,705.81
TECHNICAL ADVISORY EXTENSION PROGRAM		2,734,000.00	0.00	2,734,000.00	2,734,000.00	0.00	0.00	0.00	2,734,000.00	174,999.30	306,944.67	282,003.65	1,883,552.38	2,647,500.00	138,520.42	343,423.55	251,953.65	1,864,018.38	2,597,916.00	0.00	86,500.00	49,584.00	0.00
ADVANCED EDUCATION PROGRAM		612,000.00	0.00	612,000.00	612,000.00	0.00	0.00	0.00	612,000.00	33,911.28	30,823.18	186,030.27	361,235.27	612,000.00	33,911.28	30,823.18	186,030.27	361,235.27	612,000.00	0.00	0.00	0.00	0.00

Certified Correct:  
  
 NORAISAH D. MALAMBOT  
 Budget Officer II  
 Date: January 31, 2025 03:56 PM

Certified Correct:  
  
 GERALDINE A. PALER  
 SAO - Finance  
 Date: January 31, 2025 03:56 PM

Recommending Approval By:  
  
 CHRISTINE ALMA MAE M. DAGUPLO  
 CAO - Finance  
 Date: January 31, 2025 04:01 PM

Approved By:  
  
 JUDE A. DUARTE, DPA  
 SUC President  
 Date: January 31, 2025 04:04 PM