

SUMMARY OF APPROVED BUDGET, UTILIZATIONS, DISBURSEMENTS AND BALANCES BY OBJECT OF EXPENDITURES
(For Off-Budgetary Funds)
As at the Quarter Ending September 30, 2024

Department : State Universities and Colleges (SUCs)
Agency/Entity : Southern Leyte State University
Operating Unit : < not applicable >
Organization Code (UACS) : 08 081 0000000
Fund Cluster : 05 - Internally Generated Funds
(e.g. UACS Fund Cluster: 05-Internally Generated Funds and 06-Business Related Funds)

Particulars	UACS CODE	Approved Budget			Utilizations					Disbursements					Balances		
		Approved Budgeted Revenue	Adjustments (Reductions, Modifications/ Augmentations)	Adjusted Budgeted Revenue	1st Quarter Ending March 31	2nd Quarter Ending June 30	3rd Quarter Ending September 30	4th Quarter Ending December 31	Total	1st Quarter Ending March 31	2nd Quarter Ending June 30	3rd Quarter Ending September 30	4th Quarter Ending December 31	Total	Unutilized Budget	Unpaid Obligations (10-15)=(17+18)	
																Due and Demandable	Not Yet Due and Demandable
1	2	3	4	5=[(3+(-)4)]	6	7	8	9	10=(6+7+8+9)	11	12	13	14	15=(11+12+13+14)	16=(5-10)	17	18
SUMMARY																	
A. AGENCY SPECIFIC BUDGET																	
Personnel Services		12,225,299.84	5,410,268.51	17,635,568.35	973,857.42	3,212,942.16	6,726,159.94	0.00	10,912,959.52	966,116.42	3,212,942.16	6,733,900.94	0.00	10,912,959.52	6,722,608.83	0.00	0.00
Salaries and Wages	5010100000	901,407.08	(222,494.66)	678,912.42	227,232.00	81,000.00	163,151.91	0.00	471,383.91	225,491.00	81,000.00	164,892.91	0.00	471,383.91	207,528.51	0.00	0.00
Salaries and Wages - Casual/Contractual	5010102000	901,407.08	(222,494.66)	678,912.42	227,232.00	81,000.00	163,151.91	0.00	471,383.91	225,491.00	81,000.00	164,892.91	0.00	471,383.91	207,528.51	0.00	0.00
Salaries and Wages - Casual/Contractual	5010102000	901,407.08	(222,494.66)	678,912.42	227,232.00	81,000.00	163,151.91	0.00	471,383.91	225,491.00	81,000.00	164,892.91	0.00	471,383.91	207,528.51	0.00	0.00
Other Compensation	5010200000	11,067,062.76	5,777,150.51	16,844,213.27	712,146.78	3,119,297.16	6,537,544.75	0.00	10,368,988.69	706,146.78	3,119,297.16	6,543,544.75	0.00	10,368,988.69	6,475,224.58	0.00	0.00
Personal Economic Relief Allowance (PERA)	5010201000	84,000.00	(28,000.00)	56,000.00	18,000.00	6,000.00	12,000.00	0.00	36,000.00	12,000.00	6,000.00	18,000.00	0.00	36,000.00	20,000.00	0.00	0.00
PERA - Civilian	5010201001	84,000.00	(28,000.00)	56,000.00	18,000.00	6,000.00	12,000.00	0.00	36,000.00	12,000.00	6,000.00	18,000.00	0.00	36,000.00	20,000.00	0.00	0.00
Representation Allowance (RA)	5010202000	24,514.72	0.00	24,514.72	0.00	0.00	0.00	0.00	0.00	0.00	0.00	0.00	0.00	0.00	24,514.72	0.00	0.00
Representation Allowance (RA)	5010202000	24,514.72	0.00	24,514.72	0.00	0.00	0.00	0.00	0.00	0.00	0.00	0.00	0.00	0.00	24,514.72	0.00	0.00
Transportation Allowance (TA)	5010203000	24,514.72	0.00	24,514.72	0.00	0.00	0.00	0.00	0.00	0.00	0.00	0.00	0.00	0.00	24,514.72	0.00	0.00
Transportation Allowance (TA)	5010203001	24,514.72	0.00	24,514.72	0.00	0.00	0.00	0.00	0.00	0.00	0.00	0.00	0.00	0.00	24,514.72	0.00	0.00
Clothing/Uniform Allowance	5010204000	25,000.00	(6,000.00)	19,000.00	18,000.00	1,000.00	0.00	0.00	19,000.00	18,000.00	1,000.00	0.00	0.00	19,000.00	0.00	0.00	0.00
Clothing/Uniform Allowance - Civilian	5010204001	25,000.00	(6,000.00)	19,000.00	18,000.00	1,000.00	0.00	0.00	19,000.00	18,000.00	1,000.00	0.00	0.00	19,000.00	0.00	0.00	0.00
Productivity Incentive Allowance (PIA)	5010208000	15,000.00	(5,000.00)	10,000.00	0.00	0.00	0.00	0.00	0.00	0.00	0.00	0.00	0.00	0.00	10,000.00	0.00	0.00
Productivity Incentive Allowance - Civilian	5010208001	15,000.00	(5,000.00)	10,000.00	0.00	0.00	0.00	0.00	0.00	0.00	0.00	0.00	0.00	0.00	10,000.00	0.00	0.00
Honoraria	5010210000	10,729,171.32	5,890,268.51	16,619,439.83	676,146.78	3,085,297.16	6,524,032.75	0.00	10,285,476.69	676,146.78	3,085,297.16	6,524,032.75	0.00	10,285,476.69	6,333,963.14	0.00	0.00
Honoraria - Civilian	5010210001	10,729,171.32	5,890,268.51	16,619,439.83	676,146.78	3,085,297.16	6,524,032.75	0.00	10,285,476.69	676,146.78	3,085,297.16	6,524,032.75	0.00	10,285,476.69	6,333,963.14	0.00	0.00
Year End Bonus	5010214000	61,431.00	(14,687.00)	46,744.00	0.00	0.00	0.00	0.00	0.00	0.00	0.00	0.00	0.00	0.00	46,744.00	0.00	0.00
Bonus - Civilian	5010214001	61,431.00	(14,687.00)	46,744.00	0.00	0.00	0.00	0.00	0.00	0.00	0.00	0.00	0.00	0.00	46,744.00	0.00	0.00
Cash Gift	5010215000	15,000.00	(5,000.00)	10,000.00	0.00	0.00	0.00	0.00	0.00	0.00	0.00	0.00	0.00	0.00	10,000.00	0.00	0.00
Cash Gift - Civilian	5010215001	15,000.00	(5,000.00)	10,000.00	0.00	0.00	0.00	0.00	0.00	0.00	0.00	0.00	0.00	0.00	10,000.00	0.00	0.00
Mid-Year Bonus - Civilian	5010216000	88,431.00	(54,431.00)	34,000.00	0.00	27,000.00	1,512.00	0.00	28,512.00	0.00	27,000.00	1,512.00	0.00	28,512.00	5,488.00	0.00	0.00
Mid-Year Bonus - Civilian	5010216001	88,431.00	(54,431.00)	34,000.00	0.00	27,000.00	1,512.00	0.00	28,512.00	0.00	27,000.00	1,512.00	0.00	28,512.00	5,488.00	0.00	0.00
Personnel Benefit Contributions	5010300000	256,830.00	(144,387.34)	112,442.66	34,478.64	12,645.00	25,463.28	0.00	72,586.92	34,478.64	12,645.00	25,463.28	0.00	72,586.92	39,855.74	0.00	0.00
Retirement and Life Insurance Premiums	5010301000	205,100.64	(117,520.52)	87,580.12	26,547.84	9,720.00	19,583.40	0.00	55,851.24	26,547.84	9,720.00	19,583.40	0.00	55,851.24	31,728.88	0.00	0.00
Retirement and Life Insurance Premiums	5010301000	205,100.64	(117,520.52)	87,580.12	26,547.84	9,720.00	19,583.40	0.00	55,851.24	26,547.84	9,720.00	19,583.40	0.00	55,851.24	31,728.88	0.00	0.00
Pag-IBIG Contributions	5010302000	4,800.00	0.00	4,800.00	1,500.00	600.00	1,200.00	0.00	3,300.00	1,500.00	600.00	1,200.00	0.00	3,300.00	1,500.00	0.00	0.00
Pag-IBIG - Civilian	5010302001	4,800.00	0.00	4,800.00	1,500.00	600.00	1,200.00	0.00	3,300.00	1,500.00	600.00	1,200.00	0.00	3,300.00	1,500.00	0.00	0.00
PhilHealth Contributions	5010303000	42,729.36	(26,566.82)	16,162.54	5,530.80	2,025.00	4,079.88	0.00	11,635.68	5,530.80	2,025.00	4,079.88	0.00	11,635.68	4,526.86	0.00	0.00
PhilHealth - Civilian	5010303001	42,729.36	(26,566.82)	16,162.54	5,530.80	2,025.00	4,079.88	0.00	11,635.68	5,530.80	2,025.00	4,079.88	0.00	11,635.68	4,526.86	0.00	0.00
Employees Compensation Insurance Premiums (ECIP)	5010304000	4,200.00	(300.00)	3,900.00	900.00	300.00	600.00	0.00	1,800.00	900.00	300.00	600.00	0.00	1,800.00	2,100.00	0.00	0.00
ECIP - Civilian	5010304001	4,200.00	(300.00)	3,900.00	900.00	300.00	600.00	0.00	1,800.00	900.00	300.00	600.00	0.00	1,800.00	2,100.00	0.00	0.00
Maintenance and Other Operating Expenses		105,097,467.29	9,729,236.15	114,826,703.44	10,892,383.26	17,350,170.66	21,952,137.10	0.00	50,194,691.02	10,538,492.06	17,244,846.66	21,647,827.91	0.00	49,431,166.63	64,632,012.42	0.00	763,524.39
Traveling Expenses	5020100000	9,517,847.44	(762,397.45)	8,755,449.99	811,083.20	1,838,093.26	971,500.41	0.00	3,620,676.87	811,083.20	1,838,093.26	971,500.41	0.00	3,620,676.87	5,134,773.12	0.00	0.00

Department : State Universities and Colleges (SUCs)
Agency/Entity : Southern Leyte State University
Operating Unit : < not applicable >
Organization Code (UACS) : 08 081 0000000
Fund Cluster : 05 - Internally Generated Funds

(e.g. UACS Fund Cluster: 05-Internally Generated Funds and 06-Business Related Funds)

Particulars	UACS CODE	Approved Budget			Utilizations					Disbursements					Balances		
		Approved Budgeted Revenue	Adjustments (Reductions, Modifications/ Augmentations)	Adjusted Budgeted Revenue	1st Quarter Ending March 31	2nd Quarter Ending June 30	3rd Quarter Ending September 30	4th Quarter Ending December 31	Total	1st Quarter Ending March 31	2nd Quarter Ending June 30	3rd Quarter Ending September 30	4th Quarter Ending December 31	Total	Unutilized Budget	Unpaid Obligations (10-15)=(17+18)	
																Due and Demandable	Not Yet Due and Demandable
1	2	3	4	5=[(3+(-)4)]	6	7	8	9	10=(6+7+8+9)	11	12	13	14	15=(11+12+13+14)	16=(5-10)	17	18
SUMMARY																	
A. AGENCY SPECIFIC BUDGET																	
Traveling Expenses - Local	5020101000	9,307,847.44	(1,378,549.30)	7,929,298.14	756,380.68	1,140,699.82	897,444.52	0.00	2,794,525.02	756,380.68	1,140,699.82	897,444.52	0.00	2,794,525.02	5,134,773.12	0.00	0.00
Traveling Expenses - Local	5020101000	9,307,847.44	(1,378,549.30)	7,929,298.14	756,380.68	1,140,699.82	897,444.52	0.00	2,794,525.02	756,380.68	1,140,699.82	897,444.52	0.00	2,794,525.02	5,134,773.12	0.00	0.00
Traveling Expenses - Foreign	5020102000	210,000.00	616,151.85	826,151.85	54,702.52	697,393.44	74,055.89	0.00	826,151.85	54,702.52	697,393.44	74,055.89	0.00	826,151.85	0.00	0.00	0.00
Traveling Expenses - Foreign	5020102000	210,000.00	616,151.85	826,151.85	54,702.52	697,393.44	74,055.89	0.00	826,151.85	54,702.52	697,393.44	74,055.89	0.00	826,151.85	0.00	0.00	0.00
Training and Scholarship Expenses	5020200000	3,850,409.42	386,465.00	4,236,874.42	295,350.00	681,565.30	601,517.24	0.00	1,578,432.54	259,500.00	681,565.30	631,832.24	0.00	1,572,897.54	2,658,441.88	0.00	5,535.00
Training Expenses	5020201000	2,726,659.42	386,465.00	3,113,124.42	110,350.00	347,315.30	422,767.24	0.00	880,432.54	74,500.00	347,315.30	453,082.24	0.00	874,897.54	2,232,691.88	0.00	5,535.00
Training Expenses	5020201002	2,726,659.42	386,465.00	3,113,124.42	110,350.00	347,315.30	422,767.24	0.00	880,432.54	74,500.00	347,315.30	453,082.24	0.00	874,897.54	2,232,691.88	0.00	5,535.00
Scholarship Grants/Expenses	5020202000	1,123,750.00	0.00	1,123,750.00	185,000.00	334,250.00	178,750.00	0.00	698,000.00	185,000.00	334,250.00	178,750.00	0.00	698,000.00	425,750.00	0.00	0.00
Scholarship Grants/Expenses	5020202000	1,123,750.00	0.00	1,123,750.00	185,000.00	334,250.00	178,750.00	0.00	698,000.00	185,000.00	334,250.00	178,750.00	0.00	698,000.00	425,750.00	0.00	0.00
Supplies and Materials Expenses	5020300000	36,707,965.24	4,382,374.71	41,090,339.95	1,781,070.84	5,374,189.08	8,814,400.78	0.00	15,969,660.70	1,562,551.72	5,268,865.08	8,581,140.24	0.00	15,412,557.04	25,120,679.25	0.00	557,103.66
Office Supplies Expenses	5020301000	3,886,213.71	354,914.79	4,241,128.50	227,280.70	340,880.50	781,533.17	0.00	1,349,694.37	217,812.14	340,880.50	790,751.73	0.00	1,349,444.37	2,891,434.13	0.00	250.00
ICT Office Supplies	5020301001	1,346,393.00	244,300.00	1,590,693.00	1,272.00	0.00	410,981.75	0.00	412,253.75	1,272.00	0.00	410,981.75	0.00	412,253.75	1,178,439.25	0.00	0.00
Office Supplies Expenses	5020301002	2,539,820.71	110,614.79	2,650,435.50	226,008.70	340,880.50	370,551.42	0.00	937,440.62	216,540.14	340,880.50	379,769.98	0.00	937,190.62	1,712,994.88	0.00	250.00
Accountable Forms Expenses	5020302000	54,000.00	0.00	54,000.00	25,000.00	18,054.00	0.00	0.00	43,054.00	25,000.00	18,054.00	0.00	0.00	43,054.00	10,946.00	0.00	0.00
Accountable Forms Expenses	5020302000	54,000.00	0.00	54,000.00	25,000.00	18,054.00	0.00	0.00	43,054.00	25,000.00	18,054.00	0.00	0.00	43,054.00	10,946.00	0.00	0.00
Animal/Zoological Supplies Expenses	5020304000	1,038,088.16	0.00	1,038,088.16	84,046.00	250,905.50	243,779.00	0.00	578,730.50	84,046.00	204,171.50	95,408.00	0.00	383,625.50	459,357.66	0.00	195,105.00
Animal/Zoological Supplies Expenses	5020304000	1,038,088.16	0.00	1,038,088.16	84,046.00	250,905.50	243,779.00	0.00	578,730.50	84,046.00	204,171.50	95,408.00	0.00	383,625.50	459,357.66	0.00	195,105.00
Food Supplies Expenses	5020305000	2,151,285.00	69,000.00	2,220,285.00	277,099.00	601,150.00	162,330.00	0.00	1,040,579.00	277,099.00	601,150.00	162,330.00	0.00	1,040,579.00	1,179,706.00	0.00	0.00
Food Supplies Expenses	5020305000	2,151,285.00	69,000.00	2,220,285.00	277,099.00	601,150.00	162,330.00	0.00	1,040,579.00	277,099.00	601,150.00	162,330.00	0.00	1,040,579.00	1,179,706.00	0.00	0.00
Drugs and Medicines Expenses	5020307000	453,305.00	416,255.23	869,560.23	3,835.00	25,105.74	124,800.00	0.00	153,740.74	0.00	25,105.74	128,635.00	0.00	153,740.74	715,819.49	0.00	0.00
Drugs and Medicines Expenses	5020307000	453,305.00	416,255.23	869,560.23	3,835.00	25,105.74	124,800.00	0.00	153,740.74	0.00	25,105.74	128,635.00	0.00	153,740.74	715,819.49	0.00	0.00
Medical, Dental and Laboratory Supplies Expenses	5020308000	305,810.00	207,311.61	513,121.61	0.00	25,305.00	59,629.50	0.00	84,934.50	0.00	25,305.00	59,629.50	0.00	84,934.50	428,187.11	0.00	0.00
Medical, Dental and Laboratory Supplies Expenses	5020308000	305,810.00	207,311.61	513,121.61	0.00	25,305.00	59,629.50	0.00	84,934.50	0.00	25,305.00	59,629.50	0.00	84,934.50	428,187.11	0.00	0.00
Fuel, Oil and Lubricants Expenses	5020309000	1,197,217.00	185,000.00	1,382,217.00	85,361.90	187,447.24	194,116.99	0.00	466,926.13	85,361.90	187,447.24	194,116.99	0.00	466,926.13	915,290.87	0.00	0.00
Fuel, Oil and Lubricants Expenses	5020309000	1,197,217.00	185,000.00	1,382,217.00	85,361.90	187,447.24	194,116.99	0.00	466,926.13	85,361.90	187,447.24	194,116.99	0.00	466,926.13	915,290.87	0.00	0.00
Agricultural and Marine Supplies Expenses	5020310000	300,580.00	0.00	300,580.00	0.00	21,503.00	88,330.00	0.00	109,833.00	0.00	21,503.00	88,330.00	0.00	109,833.00	190,747.00	0.00	0.00
Agricultural and Marine Supplies Expenses	5020310000	300,580.00	0.00	300,580.00	0.00	21,503.00	88,330.00	0.00	109,833.00	0.00	21,503.00	88,330.00	0.00	109,833.00	190,747.00	0.00	0.00
Textbooks and Instructional Materials Expenses	5020311000	2,710,737.29	12,388.42	2,723,125.71	0.00	9,724.00	476,162.00	0.00	485,886.00	0.00	9,724.00	476,162.00	0.00	485,886.00	2,237,239.71	0.00	0.00
Textbooks and Instructional Materials Expenses	5020311001	2,710,737.29	12,388.42	2,723,125.71	0.00	9,724.00	476,162.00	0.00	485,886.00	0.00	9,724.00	476,162.00	0.00	485,886.00	2,237,239.71	0.00	0.00
Semi-Expendable Machinery and Equipment Expenses	5020321000	11,591,417.11	1,809,724.80	13,401,141.91	186,790.00	1,507,831.00	3,683,356.58	0.00	5,377,977.58	159,285.53	1,454,641.00	3,538,650.05	0.00	5,152,576.58	8,023,164.33	0.00	225,401.00
Office Equipment	5020321002	705,866.79	239,272.98	945,139.77	71,600.00	122,298.00	279,966.00	0.00	473,864.00	70,539.28	122,298.00	236,026.72	0.00	428,864.00	471,275.77	0.00	45,000.00
Information and Communications Technology Equipment	5020321003	8,523,688.97	789,524.12	9,313,213.09	91,040.00	1,154,503.00	2,695,829.60	0.00	3,941,372.60	76,576.25	1,101,313.00	2,692,483.35	0.00	3,870,372.60	5,371,840.49	0.00	71,000.00
Medical Equipment	5020321010	51,500.00	22,209.58	73,709.58	0.00	0.00	0.00	0.00	0.00	0.00	0.00	0.00	0.00	0.00	73,709.58	0.00	0.00
Sports Equipment	5020321012	462,300.00	250,000.00	712,300.00	0.00	0.00	368,550.00	0.00	368,550.00	0.00	0.00	368,550.00	0.00	368,550.00	343,750.00	0.00	0.00
Technical and Scientific Equipment	5020321013	189,800.00	106,456.58	296,256.58	0.00	0.00	31,795.00	0.00	31,795.00	0.00	0.00	26,800.00	0.00	26,800.00	264,461.58	0.00	4,995.00
Other Machinery and Equipment	5020321099	1,658,261.35	402,261.54	2,060,522.89	24,150.00	231,030.00	307,215.98	0.00	562,395.98	12,170.00	231,030.00	214,789.98	0.00	457,989.98	1,498,126.91	0.00	104,406.00
Semi-Expendable Furniture, Fixtures and Books Expenses	5020322000	5,312,621.44	866,186.69	6,178,808.13	196,182.00	760,036.10	1,022,066.88	0.00	1,978,284.98	66,111.02	760,036.10	1,074,614.86	0.00	1,900,761.98	4,200,523.15	0.00	77,523.00
Furniture and Fixtures	5020322001	3,832,608.50	654,315.00	4,486,923.50	196,182.00	689,554.10	825,913.58	0.00	1,711,649.68	66,111.02	689,554.10	945,184.56	0.00	1,700,849.68	2,775,273.82	0.00	10,800.00

Department : State Universities and Colleges (SUCs)
Agency/Entity : Southern Leyte State University
Operating Unit : < not applicable >
Organization Code (UACS) : 08 081 0000000
Fund Cluster : 05 - Internally Generated Funds
(e.g. UACS Fund Cluster: 05-Internally Generated Funds and 06-Business Related Funds)

Particulars	UACS CODE	Approved Budget			Utilizations					Disbursements					Balances		
		Approved Budgeted Revenue	Adjustments (Reductions, Modifications/ Augmentations)	Adjusted Budgeted Revenue	1st Quarter Ending March 31	2nd Quarter Ending June 30	3rd Quarter Ending September 30	4th Quarter Ending December 31	Total	1st Quarter Ending March 31	2nd Quarter Ending June 30	3rd Quarter Ending September 30	4th Quarter Ending December 31	Total	Unutilized Budget	Unpaid Obligations (10-15)=(17+18)	
																Due and Demandable	Not Yet Due and Demandable
1	2	3	4	5=[(3+(-)4)]	6	7	8	9	10=(6+7+8+9)	11	12	13	14	15=(11+12+13+14)	16=(5-10)	17	18
SUMMARY																	
A. AGENCY SPECIFIC BUDGET																	
Books	5020322002	1,480,012.94	211,871.69	1,691,884.63	0.00	70,482.00	196,153.30	0.00	266,635.30	0.00	70,482.00	129,430.30	0.00	199,912.30	1,425,249.33	0.00	66,723.00
Other Supplies and Materials Expenses	5020399000	7,706,690.53	461,593.17	8,168,283.70	695,476.24	1,626,247.00	1,978,296.66	0.00	4,300,019.90	647,836.13	1,620,847.00	1,972,512.11	0.00	4,241,195.24	3,868,263.80	0.00	58,824.66
Other Supplies and Materials Expenses	5020399000	7,706,690.53	461,593.17	8,168,283.70	695,476.24	1,626,247.00	1,978,296.66	0.00	4,300,019.90	647,836.13	1,620,847.00	1,972,512.11	0.00	4,241,195.24	3,868,263.80	0.00	58,824.66
Utility Expenses	5020400000	4,727,131.00	320,000.00	5,047,131.00	218,591.05	602,556.75	1,164,238.22	0.00	1,985,386.02	218,591.05	602,556.75	1,164,238.22	0.00	1,985,386.02	3,061,744.98	0.00	0.00
Water Expenses	5020401000	18,175.00	4,686.00	22,861.00	22,861.00	0.00	0.00	0.00	22,861.00	22,861.00	0.00	0.00	0.00	22,861.00	0.00	0.00	0.00
Water Expenses	5020401000	18,175.00	4,686.00	22,861.00	22,861.00	0.00	0.00	0.00	22,861.00	22,861.00	0.00	0.00	0.00	22,861.00	0.00	0.00	0.00
Electricity Expenses	5020402000	4,708,956.00	315,314.00	5,024,270.00	195,730.05	602,556.75	1,164,238.22	0.00	1,962,525.02	195,730.05	602,556.75	1,164,238.22	0.00	1,962,525.02	3,061,744.98	0.00	0.00
Electricity Expenses	5020402000	4,708,956.00	315,314.00	5,024,270.00	195,730.05	602,556.75	1,164,238.22	0.00	1,962,525.02	195,730.05	602,556.75	1,164,238.22	0.00	1,962,525.02	3,061,744.98	0.00	0.00
Communication Expenses	5020500000	4,688,858.86	225,176.00	4,914,034.86	539,330.83	735,521.00	1,085,242.88	0.00	2,370,094.71	538,974.70	735,521.00	1,089,749.01	0.00	2,364,244.71	2,543,940.15	0.00	5,850.00
Postage and Courier Services	5020501000	173,467.61	15,000.00	188,467.61	0.00	0.00	6,329.00	0.00	6,329.00	0.00	0.00	6,329.00	0.00	6,329.00	182,138.61	0.00	0.00
Postage and Courier Services	5020501000	173,467.61	15,000.00	188,467.61	0.00	0.00	6,329.00	0.00	6,329.00	0.00	0.00	6,329.00	0.00	6,329.00	182,138.61	0.00	0.00
Telephone Expenses	5020502000	1,075,550.88	8,800.00	1,084,350.88	74,564.74	113,754.03	120,653.88	0.00	308,972.65	74,564.74	113,754.03	118,303.88	0.00	306,622.65	775,378.23	0.00	2,350.00
Mobile	5020502001	1,075,550.88	8,800.00	1,084,350.88	74,564.74	113,754.03	120,653.88	0.00	308,972.65	74,564.74	113,754.03	118,303.88	0.00	306,622.65	775,378.23	0.00	2,350.00
Internet Subscription Expenses	5020503000	3,439,840.37	201,376.00	3,641,216.37	464,766.09	621,766.97	968,260.00	0.00	2,054,793.06	464,409.96	621,766.97	965,116.13	0.00	2,051,293.06	1,586,423.31	0.00	3,500.00
Internet Subscription Expenses	5020503000	3,439,840.37	201,376.00	3,641,216.37	464,766.09	621,766.97	968,260.00	0.00	2,054,793.06	464,409.96	621,766.97	965,116.13	0.00	2,051,293.06	1,586,423.31	0.00	3,500.00
Awards/Rewards and Prizes	5020600000	1,593,970.00	322,846.00	1,916,816.00	138,000.00	225,800.00	141,700.00	0.00	505,500.00	138,000.00	225,800.00	141,700.00	0.00	505,500.00	1,411,316.00	0.00	0.00
Awards/Rewards Expenses	5020601000	1,588,970.00	312,846.00	1,901,816.00	123,000.00	225,800.00	141,700.00	0.00	490,500.00	123,000.00	225,800.00	141,700.00	0.00	490,500.00	1,411,316.00	0.00	0.00
Awards/Rewards Expenses	5020601001	197,850.00	81,996.00	279,846.00	9,000.00	0.00	13,600.00	0.00	22,600.00	9,000.00	0.00	13,600.00	0.00	22,600.00	257,246.00	0.00	0.00
Rewards and Incentives	5020601002	1,391,120.00	230,850.00	1,621,970.00	114,000.00	225,800.00	128,100.00	0.00	467,900.00	114,000.00	225,800.00	128,100.00	0.00	467,900.00	1,154,070.00	0.00	0.00
Prizes	5020602000	5,000.00	10,000.00	15,000.00	15,000.00	0.00	0.00	0.00	15,000.00	15,000.00	0.00	0.00	0.00	15,000.00	0.00	0.00	0.00
Prizes	5020602000	5,000.00	10,000.00	15,000.00	15,000.00	0.00	0.00	0.00	15,000.00	15,000.00	0.00	0.00	0.00	15,000.00	0.00	0.00	0.00
Professional Services	5021100000	13,958,952.92	(5,245.00)	13,953,707.92	4,220,593.75	3,774,770.77	3,000,972.18	0.00	10,996,336.70	4,205,922.30	3,774,770.77	3,015,643.63	0.00	10,996,336.70	2,957,371.22	0.00	0.00
Other Professional Services	5021199000	13,958,952.92	(5,245.00)	13,953,707.92	4,220,593.75	3,774,770.77	3,000,972.18	0.00	10,996,336.70	4,205,922.30	3,774,770.77	3,015,643.63	0.00	10,996,336.70	2,957,371.22	0.00	0.00
Other Professional Services	5021199000	13,958,952.92	(5,245.00)	13,953,707.92	4,220,593.75	3,774,770.77	3,000,972.18	0.00	10,996,336.70	4,205,922.30	3,774,770.77	3,015,643.63	0.00	10,996,336.70	2,957,371.22	0.00	0.00
General Services	5021200000	5,535,189.16	0.00	5,535,189.16	1,507,095.34	1,146,670.22	1,019,491.89	0.00	3,673,257.45	1,507,095.34	1,146,670.22	1,019,491.89	0.00	3,673,257.45	1,861,931.71	0.00	0.00
Security Services	5021203000	277,588.16	0.00	277,588.16	0.00	108,314.30	0.00	0.00	108,314.30	0.00	108,314.30	0.00	0.00	108,314.30	169,273.86	0.00	0.00
Security Services	5021203000	277,588.16	0.00	277,588.16	0.00	108,314.30	0.00	0.00	108,314.30	0.00	108,314.30	0.00	0.00	108,314.30	169,273.86	0.00	0.00
Other General Services	5021299000	5,257,601.00	0.00	5,257,601.00	1,507,095.34	1,038,355.92	1,019,491.89	0.00	3,564,943.15	1,507,095.34	1,038,355.92	1,019,491.89	0.00	3,564,943.15	1,692,657.85	0.00	0.00
Other General Services	5021299099	5,257,601.00	0.00	5,257,601.00	1,507,095.34	1,038,355.92	1,019,491.89	0.00	3,564,943.15	1,507,095.34	1,038,355.92	1,019,491.89	0.00	3,564,943.15	1,692,657.85	0.00	0.00
Repairs and Maintenance	5021300000	8,957,103.59	3,136,656.92	12,093,760.51	64,466.05	1,070,421.30	880,497.30	0.00	2,015,384.65	64,466.05	1,070,421.30	717,112.05	0.00	1,851,999.40	10,078,375.86	0.00	163,385.25
Repairs and Maintenance - Land Improvements	5021302000	50,000.00	0.00	50,000.00	0.00	0.00	10,073.05	0.00	10,073.05	0.00	0.00	10,073.05	0.00	10,073.05	39,926.95	0.00	0.00
Other Land Improvements	5021302099	50,000.00	0.00	50,000.00	0.00	0.00	10,073.05	0.00	10,073.05	0.00	0.00	10,073.05	0.00	10,073.05	39,926.95	0.00	0.00
Repairs and Maintenance - Buildings and Other Structures	5021304000	7,095,454.21	2,811,085.00	9,906,539.21	49,350.75	915,853.55	683,383.00	0.00	1,648,587.30	49,350.75	915,853.55	589,669.00	0.00	1,554,873.30	8,257,951.91	0.00	93,714.00
School Buildings	5021304002	6,912,659.21	2,811,085.00	9,723,744.21	49,350.75	903,621.25	648,925.00	0.00	1,601,897.00	49,350.75	903,621.25	555,211.00	0.00	1,508,183.00	8,121,847.21	0.00	93,714.00
Hotels and Dormitories	5021304006	37,795.00	0.00	37,795.00	0.00	0.00	0.00	0.00	0.00	0.00	0.00	0.00	0.00	0.00	37,795.00	0.00	0.00
Other Structures	5021304099	145,000.00	0.00	145,000.00	0.00	12,232.30	34,458.00	0.00	46,690.30	0.00	12,232.30	34,458.00	0.00	46,690.30	98,309.70	0.00	0.00
Repairs and Maintenance - Machinery and Equipment	5021305000	1,280,414.18	325,571.92	1,605,986.10	6,500.00	60,491.00	126,811.25	0.00	193,802.25	6,500.00	60,491.00	57,140.00	0.00	124,131.00	1,412,183.85	0.00	69,671.25
Office Equipment	5021305002	299,840.50	30,000.00	329,840.50	0.00	0.00	17,850.00	0.00	17,850.00	0.00	0.00	17,850.00	0.00	17,850.00	311,990.50	0.00	0.00
Information and Communication Technology Equipment	5021305003	527,889.20	87,000.00	614,889.20	0.00	37,007.00	10,800.00	0.00	47,807.00	0.00	37,007.00	10,800.00	0.00	47,807.00	567,082.20	0.00	0.00


Department : State Universities and Colleges (SUCs)
 Agency/Entity : Southern Leyte State University
 Operating Unit : < not applicable >
 Organization Code (UACS) : 08 081 0000000
 Fund Cluster : 05 - Internally Generated Funds
 (e.g. UACS Fund Cluster: 05-Internally Generated Funds and 06-Business Related Funds)

Particulars	UACS CODE	Approved Budget			Utilizations					Disbursements					Balances		
		Approved Budgeted Revenue	Adjustments (Reductions, Modifications/ Augmentations)	Adjusted Budgeted Revenue	1st Quarter Ending March 31	2nd Quarter Ending June 30	3rd Quarter Ending September 30	4th Quarter Ending December 31	Total	1st Quarter Ending March 31	2nd Quarter Ending June 30	3rd Quarter Ending September 30	4th Quarter Ending December 31	Total	Unutilized Budget	Unpaid Obligations (10-15)=(17+18)	
																Due and Demandable	Not Yet Due and Demandable
1	2	3	4	5=[(3+(-)4)]	6	7	8	9	10=(6+7+8+9)	11	12	13	14	15=(11+12+13+14)	16=(5-10)	17	18
SUMMARY																	
A. AGENCY SPECIFIC BUDGET																	
Medical Equipment	5021305011	14,600.00	0.00	14,600.00	0.00	0.00	3,600.00	0.00	3,600.00	0.00	0.00	3,600.00	0.00	3,600.00	11,000.00	0.00	0.00
Sports Equipment	5021305013	0.00	6,500.00	6,500.00	6,500.00	0.00	0.00	0.00	6,500.00	6,500.00	0.00	0.00	0.00	6,500.00	0.00	0.00	0.00
Technical and Scientific Equipment	5021305014	226,104.48	0.00	226,104.48	0.00	0.00	7,040.00	0.00	7,040.00	0.00	0.00	7,040.00	0.00	7,040.00	219,064.48	0.00	0.00
Other Machinery and Equipment	5021305099	211,980.00	202,071.92	414,051.92	0.00	23,484.00	87,521.25	0.00	111,005.25	0.00	23,484.00	17,850.00	0.00	41,334.00	303,046.67	0.00	69,671.25
Repairs and Maintenance - Transportation Equipment	5021306000	473,235.20	0.00	473,235.20	3,500.00	91,826.75	11,850.00	0.00	107,176.75	3,500.00	91,826.75	11,850.00	0.00	107,176.75	366,058.45	0.00	0.00
Motor Vehicles	5021306001	473,235.20	0.00	473,235.20	3,500.00	91,826.75	11,850.00	0.00	107,176.75	3,500.00	91,826.75	11,850.00	0.00	107,176.75	366,058.45	0.00	0.00
Repairs and Maintenance - Furniture and Fixtures	5021307000	58,000.00	0.00	58,000.00	5,115.30	2,250.00	48,380.00	0.00	55,745.30	5,115.30	2,250.00	48,380.00	0.00	55,745.30	2,254.70	0.00	0.00
Repairs and Maintenance - Furniture and Fixtures	5021307000	58,000.00	0.00	58,000.00	5,115.30	2,250.00	48,380.00	0.00	55,745.30	5,115.30	2,250.00	48,380.00	0.00	55,745.30	2,254.70	0.00	0.00
Taxes, Insurance Premiums and Other Fees	5021500000	482,335.46	444,984.41	927,319.87	25,125.00	29,948.00	814,947.77	0.00	870,020.77	25,125.00	29,948.00	814,947.77	0.00	870,020.77	57,299.10	0.00	0.00
Taxes, Duties and Licenses	5021501000	143,000.00	(120,000.00)	23,000.00	0.00	0.00	0.00	0.00	0.00	0.00	0.00	0.00	0.00	0.00	23,000.00	0.00	0.00
Taxes, Duties and Licenses	5021501001	143,000.00	(120,000.00)	23,000.00	0.00	0.00	0.00	0.00	0.00	0.00	0.00	0.00	0.00	0.00	23,000.00	0.00	0.00
Fidelity Bond Premiums	5021502000	153,750.00	(23,290.40)	130,459.60	25,125.00	29,583.00	41,452.50	0.00	96,160.50	25,125.00	29,583.00	41,452.50	0.00	96,160.50	34,299.10	0.00	0.00
Fidelity Bond Premiums	5021502000	153,750.00	(23,290.40)	130,459.60	25,125.00	29,583.00	41,452.50	0.00	96,160.50	25,125.00	29,583.00	41,452.50	0.00	96,160.50	34,299.10	0.00	0.00
Insurance Expenses	5021503000	185,585.46	588,274.81	773,860.27	0.00	365.00	773,495.27	0.00	773,860.27	0.00	365.00	773,495.27	0.00	773,860.27	0.00	0.00	0.00
Insurance Expenses	5021503000	185,585.46	588,274.81	773,860.27	0.00	365.00	773,495.27	0.00	773,860.27	0.00	365.00	773,495.27	0.00	773,860.27	0.00	0.00	0.00
Labor and Wages	5021600000	925,139.00	9,000.00	934,139.00	31,926.75	122,115.75	255,698.70	0.00	409,741.20	31,926.75	122,115.75	255,698.70	0.00	409,741.20	524,397.80	0.00	0.00
Labor and Wages	5021601000	925,139.00	9,000.00	934,139.00	31,926.75	122,115.75	255,698.70	0.00	409,741.20	31,926.75	122,115.75	255,698.70	0.00	409,741.20	524,397.80	0.00	0.00
Labor and Wages	5021601000	925,139.00	9,000.00	934,139.00	31,926.75	122,115.75	255,698.70	0.00	409,741.20	31,926.75	122,115.75	255,698.70	0.00	409,741.20	524,397.80	0.00	0.00
Other Maintenance and Operating Expenses	5029900000	14,152,565.20	1,269,375.56	15,421,940.76	1,259,750.45	1,748,519.23	3,191,929.73	0.00	6,200,199.41	1,175,255.95	1,748,519.23	3,244,773.75	0.00	6,168,548.93	9,221,741.35	0.00	31,650.48
Printing and Publication Expenses	5029902000	384,518.32	(495.00)	384,023.32	12,500.00	176,946.00	31,479.00	0.00	220,925.00	12,500.00	176,946.00	31,479.00	0.00	220,925.00	163,098.32	0.00	0.00
Printing and Publication Expenses	5029902000	384,518.32	(495.00)	384,023.32	12,500.00	176,946.00	31,479.00	0.00	220,925.00	12,500.00	176,946.00	31,479.00	0.00	220,925.00	163,098.32	0.00	0.00
Representation Expenses	5029903000	1,822,374.36	443,620.00	2,265,994.36	30,034.00	177,313.00	131,665.00	0.00	339,012.00	28,996.00	177,313.00	132,703.00	0.00	339,012.00	1,926,982.36	0.00	0.00
Representation Expenses	5029903000	1,822,374.36	443,620.00	2,265,994.36	30,034.00	177,313.00	131,665.00	0.00	339,012.00	28,996.00	177,313.00	132,703.00	0.00	339,012.00	1,926,982.36	0.00	0.00
Transportation and Delivery Expenses	5029904000	30,000.00	0.00	30,000.00	0.00	0.00	0.00	0.00	0.00	0.00	0.00	0.00	0.00	0.00	30,000.00	0.00	0.00
Transportation and Delivery Expenses	5029904000	30,000.00	0.00	30,000.00	0.00	0.00	0.00	0.00	0.00	0.00	0.00	0.00	0.00	0.00	30,000.00	0.00	0.00
Rent/Lease Expenses	5029905000	368,100.00	42,760.00	410,860.00	20,000.00	150,355.00	172,532.00	0.00	342,887.00	19,000.00	150,355.00	173,532.00	0.00	342,887.00	67,973.00	0.00	0.00
Rents - Building and Structures	5029905001	15,000.00	0.00	15,000.00	0.00	6,040.00	0.00	0.00	6,040.00	0.00	6,040.00	0.00	0.00	6,040.00	8,960.00	0.00	0.00
Rents - Motor Vehicles	5029905003	35,000.00	0.00	35,000.00	0.00	9,100.00	3,500.00	0.00	12,600.00	0.00	9,100.00	3,500.00	0.00	12,600.00	22,400.00	0.00	0.00
Rents - Equipment	5029905004	318,100.00	42,760.00	360,860.00	20,000.00	135,215.00	169,032.00	0.00	324,247.00	19,000.00	135,215.00	170,032.00	0.00	324,247.00	36,613.00	0.00	0.00
Membership Dues and Contributions to Organizations	5029906000	777,100.00	85,780.00	862,880.00	0.00	98,845.00	200,000.00	0.00	298,845.00	0.00	98,845.00	200,000.00	0.00	298,845.00	564,035.00	0.00	0.00
Membership Dues and Contributions to Organizations	5029906000	777,100.00	85,780.00	862,880.00	0.00	98,845.00	200,000.00	0.00	298,845.00	0.00	98,845.00	200,000.00	0.00	298,845.00	564,035.00	0.00	0.00
Subscription Expenses	5029907000	4,052,287.28	75,000.00	4,127,287.28	734,706.00	227,279.72	740,912.43	0.00	1,702,898.15	734,706.00	227,279.72	709,261.95	0.00	1,671,247.67	2,424,389.13	0.00	31,650.48
ICT Software Subscription	5029907001	40,000.08	1,140,780.00	1,180,780.08	51,500.00	172,979.72	385,285.28	0.00	609,765.00	51,500.00	172,979.72	385,285.28	0.00	609,765.00	571,015.08	0.00	0.00
Cloud Computing Service	5029907003	980,301.20	0.00	980,301.20	407,250.00	54,300.00	0.00	0.00	461,550.00	407,250.00	54,300.00	0.00	0.00	461,550.00	518,751.20	0.00	0.00
Library and Other Reading Materials Subscription Expenses	5029907004	160,000.00	1,136,000.00	1,296,000.00	0.00	0.00	107,779.15	0.00	107,779.15	0.00	0.00	76,128.67	0.00	76,128.67	1,188,220.85	0.00	31,650.48
Other Subscription Expenses	5029907099	2,871,986.00	(2,201,780.00)	670,206.00	275,956.00	0.00	247,848.00	0.00	523,804.00	275,956.00	0.00	247,848.00	0.00	523,804.00	146,402.00	0.00	0.00
Bank Transaction Fee	5029922000	3,000.00	0.00	3,000.00	400.00	100.00	1,000.00	0.00	1,500.00	400.00	100.00	1,000.00	0.00	1,500.00	1,500.00	0.00	0.00
Bank Transaction Fee	5029922000	3,000.00	0.00	3,000.00	400.00	100.00	1,000.00	0.00	1,500.00	400.00	100.00	1,000.00	0.00	1,500.00	1,500.00	0.00	0.00


Department : State Universities and Colleges (SUCs)
 Agency/Entity : Southern Leyte State University
 Operating Unit : < not applicable >
 Organization Code (UACS) : 08 081 0000000
 Fund Cluster : 05 - Internally Generated Funds
 (e.g. UACS Fund Cluster: 05-Internally Generated Funds and 06-Business Related Funds)

Particulars	UACS CODE	Approved Budget			Utilizations					Disbursements					Balances		
		Approved Budgeted Revenue	Adjustments (Reductions, Modifications/ Augmentations)	Adjusted Budgeted Revenue	1st Quarter Ending March 31	2nd Quarter Ending June 30	3rd Quarter Ending September 30	4th Quarter Ending December 31	Total	1st Quarter Ending March 31	2nd Quarter Ending June 30	3rd Quarter Ending September 30	4th Quarter Ending December 31	Total	Unutilized Budget	Unpaid Obligations (10-15)=(17+18)	
																Due and Demandable	Not Yet Due and Demandable
1	2	3	4	5=[(3+(-)4)]	6	7	8	9	10=(6+7+8+9)	11	12	13	14	15=(11+12+13+14)	16=(5-10)	17	18
SUMMARY																	
A. AGENCY SPECIFIC BUDGET																	
Other Maintenance and Operating Expenses	5029999000	6,715,185.24	622,710.56	7,337,895.80	462,110.45	917,680.51	1,914,341.30	0.00	3,294,132.26	379,653.95	917,680.51	1,996,797.80	0.00	3,294,132.26	4,043,763.54	0.00	0.00
Other Maintenance and Operating Expenses	5029999099	6,715,185.24	622,710.56	7,337,895.80	462,110.45	917,680.51	1,914,341.30	0.00	3,294,132.26	379,653.95	917,680.51	1,996,797.80	0.00	3,294,132.26	4,043,763.54	0.00	0.00
Capital Outlays		21,899,953.61	5,150,322.39	27,050,276.00	2,019,213.52	5,327,882.18	2,396,129.67	0.00	9,743,225.37	1,412,768.90	2,030,584.82	3,465,542.49	0.00	6,908,896.21	17,307,050.63	0.00	2,834,329.00
Loans Outlay	5060200000	765,000.00	1,037.73	766,037.73	261,080.48	255,505.22	249,452.03	0.00	766,037.73	261,080.48	255,505.22	249,452.03	0.00	766,037.73	0.00	0.00	0.00
Loans Outlay - Others	5060299000	765,000.00	1,037.73	766,037.73	261,080.48	255,505.22	249,452.03	0.00	766,037.73	261,080.48	255,505.22	249,452.03	0.00	766,037.73	0.00	0.00	0.00
Loans Outlay - Others	5060299000	765,000.00	1,037.73	766,037.73	261,080.48	255,505.22	249,452.03	0.00	766,037.73	261,080.48	255,505.22	249,452.03	0.00	766,037.73	0.00	0.00	0.00
Property, Plant and Equipment Outlay	5060400000	21,134,953.61	5,149,284.66	26,284,238.27	1,758,133.04	5,072,376.96	2,146,677.64	0.00	8,977,187.64	1,151,688.42	1,775,079.60	3,216,090.46	0.00	6,142,858.48	17,307,050.63	0.00	2,834,329.00
Land Improvements Outlay	5060402000	800,000.00	797,074.00	1,597,074.00	0.00	0.00	36,939.55	0.00	36,939.55	0.00	0.00	36,939.55	0.00	36,939.55	1,560,134.45	0.00	0.00
Other Land Improvements	5060402099	800,000.00	797,074.00	1,597,074.00	0.00	0.00	36,939.55	0.00	36,939.55	0.00	0.00	36,939.55	0.00	36,939.55	1,560,134.45	0.00	0.00
Infrastructure Outlay	5060403000	1,303,600.00	0.00	1,303,600.00	0.00	1,238,307.58	0.00	0.00	1,238,307.58	0.00	0.00	0.00	0.00	0.00	65,292.42	0.00	1,238,307.58
Power Supply Systems	5060403005	1,303,600.00	0.00	1,303,600.00	0.00	1,238,307.58	0.00	0.00	1,238,307.58	0.00	0.00	0.00	0.00	0.00	65,292.42	0.00	1,238,307.58
Buildings and Other Structures	5060404000	3,553,100.80	1,140,000.00	4,693,100.80	1,654,153.04	720,190.60	960,000.00	0.00	3,334,343.64	1,091,126.46	720,190.60	0.00	0.00	1,811,317.06	1,358,757.16	0.00	1,523,026.00
School Buildings	5060404002	1,689,786.13	850,000.00	2,539,786.13	1,006,584.90	433,590.60	0.00	0.00	1,440,175.50	443,558.32	433,590.60	0.00	0.00	877,148.92	1,099,610.63	0.00	563,026.00
Other Structures	5060404099	1,863,314.67	290,000.00	2,153,314.67	647,568.14	286,600.00	960,000.00	0.00	1,894,168.14	647,568.14	286,600.00	0.00	0.00	934,168.14	259,146.53	0.00	960,000.00
Machinery and Equipment Outlay	5060405000	8,214,154.10	1,712,210.66	9,926,364.76	103,980.00	1,095,669.00	3,118,512.87	0.00	4,318,161.87	60,561.96	1,036,679.00	3,147,925.91	0.00	4,245,166.87	5,608,202.89	0.00	72,995.00
Machinery	5060405001	220,000.00	0.00	220,000.00	0.00	0.00	0.00	0.00	0.00	0.00	0.00	0.00	0.00	0.00	220,000.00	0.00	0.00
Office Equipment	5060405002	1,515,500.00	197,125.00	1,712,625.00	0.00	0.00	314,280.00	0.00	314,280.00	0.00	0.00	241,285.00	0.00	241,285.00	1,398,345.00	0.00	72,995.00
Information and Communication Technology Equipment	5060405003	4,608,580.35	1,077,842.99	5,686,423.34	103,980.00	709,669.00	2,013,463.47	0.00	2,827,112.47	60,561.96	650,679.00	2,115,871.51	0.00	2,827,112.47	2,859,310.87	0.00	0.00
Agricultural and Forestry Equipment	5060405004	75,000.00	0.00	75,000.00	0.00	0.00	0.00	0.00	0.00	0.00	0.00	0.00	0.00	0.00	75,000.00	0.00	0.00
Medical Equipment	5060405011	410,000.00	(74,037.73)	335,962.27	0.00	337,000.00	0.00	0.00	337,000.00	0.00	337,000.00	0.00	0.00	337,000.00	(1,037.73)	0.00	0.00
Printing Equipment	5060405012	140,000.00	0.00	140,000.00	0.00	0.00	0.00	0.00	0.00	0.00	0.00	0.00	0.00	0.00	140,000.00	0.00	0.00
Technical and Scientific Equipment	5060405014	185,250.00	0.00	185,250.00	0.00	0.00	98,680.00	0.00	98,680.00	0.00	0.00	98,680.00	0.00	98,680.00	86,570.00	0.00	0.00
ICT Software	5060405015	416,400.00	140,580.40	556,980.40	0.00	0.00	361,428.40	0.00	361,428.40	0.00	0.00	361,428.40	0.00	361,428.40	195,552.00	0.00	0.00
Other Machinery and Equipment	5060405099	643,423.75	370,700.00	1,014,123.75	0.00	49,000.00	330,661.00	0.00	379,661.00	0.00	49,000.00	330,661.00	0.00	379,661.00	634,462.75	0.00	0.00
Transportation Equipment Outlay	5060406000	6,000,000.00	1,538,050.00	7,538,050.00	0.00	1,999,999.78	(1,999,999.78)	0.00	0.00	0.00	0.00	0.00	0.00	0.00	7,538,050.00	0.00	0.00
Motor Vehicles	5060406001	6,000,000.00	1,538,050.00	7,538,050.00	0.00	1,999,999.78	(1,999,999.78)	0.00	0.00	0.00	0.00	0.00	0.00	0.00	7,538,050.00	0.00	0.00
Furniture, Fixtures and Books Outlay	5060407000	201,598.71	150,000.00	351,598.71	0.00	9,210.00	0.00	0.00	9,210.00	0.00	9,210.00	0.00	0.00	9,210.00	342,388.71	0.00	0.00
Furniture and Fixtures	5060407001	201,598.71	150,000.00	351,598.71	0.00	9,210.00	0.00	0.00	9,210.00	0.00	9,210.00	0.00	0.00	9,210.00	342,388.71	0.00	0.00
Other Property Plant and Equipment Outlay	5060409000	1,062,500.00	(188,050.00)	874,450.00	0.00	9,000.00	31,225.00	0.00	40,225.00	0.00	9,000.00	31,225.00	0.00	40,225.00	834,225.00	0.00	0.00
Other Property, Plant and Equipment	5060409099	1,062,500.00	(188,050.00)	874,450.00	0.00	9,000.00	31,225.00	0.00	40,225.00	0.00	9,000.00	31,225.00	0.00	40,225.00	834,225.00	0.00	0.00
GRAND TOTAL		139,222,720.74	20,289,827.05	159,512,547.79	13,885,454.20	25,890,995.00	31,074,426.71	0.00	70,850,875.91	12,917,377.38	22,488,373.64	31,847,271.34	0.00	67,253,022.36	88,661,671.88	0.00	3,597,853.00


Certified Correct:


 NORAISAH D. MALAMBOT
 Budget Officer
 Date: October 29, 2024 11:15 AM


Certified Correct:


 GERALDINE A. PALER
 SAO- Finance
 Date: October 29, 2024 11:15 AM

Recommending Approval By:


 CHRISTINE ALAMA MAE M. DAGUPLO
 CAO- Finance
 Date: October 29, 2024 11:47 AM

Approved By:


 JUDE A. DUARTE, DPA
 SUC President
 Date: October 29, 2024 11:51 AM