


FY 2025 PHYSICAL PLAN


Department : State Universities and Colleges (SUCs)
Agency/Entity : Southern Leyte State University
Operating Unit : < not applicable >
Organization Code (UACS) : 08 081 0000000


Particulars	UACS CODE	Current Year Accomplishments			Physical Target (Budget Year)					Variance	Remarks
		Actual January 1 - September 30	Estimate October 1 - December 30	Total	Total	1st Quarter	2nd Quarter	3rd Quarter	4th Quarter		
1	2	3	4	5=3+4	6=7+8+9+10	7	8	9	10	11	12
HIGHER EDUCATION PROGRAM	3101000000000000										
Outcome Indicator(s)											
1. Percentage of first-time licensure exam takers that pass the licensure exams		85.09%	85.09%	85.09%	79.85% (646/809)	79.85% (161/202)	79.85% (161/202)	79.85% (162/202)	79.85% (162/203)		
2. Percentage of graduates (2 years prior) that are employed		63.09%	63.58%	63.58%	63.58% (1273/2002)	15% (300/472)	15% (300/472)	15% (300/472)	18.58 (373/586)		
Output Indicator(s)											
1. Percentage of undergraduate students enrolled in CHED-identified and RDC-identified priority programs		85.54%		85.54%	82.23% (9785/11900)			82.23% (9785/11900)			
2. Percentage of undergraduate programs with accreditation		100%	100%	100%	100.00% (34/34)	100% (8/8)	100% (8/8)	100% (8/8)	100% (10/10)		
Locally Funded Projects: "For Later Release" of 2025 GAA: MOOE : Free Higher Education - 118,371,000.00					100% (18,609)		58.89% (10,959/18,609)		41.11% (7,650/18,609)		
ADVANCED EDUCATION PROGRAM	3201000000000000										
Outcome Indicator(s)											
1. Percentage of graduate school faculty engaged in research work applied in any of the following:											
a. pursuing advanced research degree programs (Ph.D.) or											
b. actively pursuing within the last three (3) years (investigative research, basic and applied scientific research, policy research, social science research) or											
c. producing technologies for commercialization or livelihood improvement or											
d. whose research work resulted in an extension program		12.24%	12.24%	12.24%	16.00% (9/55)	4% (2/13)	4% (2/13)	4% (2/13)	4% (3/16)		
Output Indicator(s)											
1. Percentage of graduate students enrolled											


Department : State Universities and Colleges (SUCs)
Agency/Entity : Southern Leyte State University
Operating Unit : < not applicable >
Organization Code (UACS) : 08 081 0000000

Particulars	UACS CODE	Current Year Accomplishments			Physical Target (Budget Year)					Variance	Remarks
		Actual January 1 - September 30	Estimate October 1 - December 30	Total	Total	1st Quarter	2nd Quarter	3rd Quarter	4th Quarter		
1	2	3	4	5=3+4	6=7+8+9+10	7	8	9	10	11	12
in research degree programs		100%		100%	100.00% (265/265)			100% (265/265)			
2. Percentage of accredited graduate programs		100%	100%	100%	100.00% (7/7)	100% (2/2)	100% (2/2)	100% (2/2)	100% (1/1)		
RESEARCH PROGRAM	3202000000000000										
Outcome Indicator(s)											
1. Number of research outputs in the last three years utilized by the industry or by other beneficiaries		19	0	19	17	4	4	4	5		
Output Indicator(s)											
1. Number of research outputs completed within the year		79	0	79	80	20	20	20	20		
2. Percentage of research outputs published in internationally-refereed or CHED recognized journal within the year		13.89%	11.11%	25%	26.00% (32/122)	5% (6/23)	8% (10/38)	8% (10/38)	5% (6/23)		
TECHNICAL ADVISORY EXTENSION PROGRAM	3301000000000000										
Outcome Indicator(s)											
1. Number of active partnerships with LGUs, industries, NGOs, NGAs, SMEs, and other stakeholders as a result of extension activities		46	0	46	51	13	13	13	12		
Output Indicator(s)											
1. Number of trainees weighted by the length of training		6324	2676	9000	9,398	2350	2350	2350	2348		
2. Number of extension programs organized and supported consistent with the SUC's mandated and priority programs		71	9	80	103	25	26	27	25		
3. Percentage of beneficiaries who rate the training course/s as satisfactory											
or higher in terms of quality and relevance		99.86%	99.86%	99.86%	99.91% (5995/6000)	99.91% (1498/1500)	99.91% (1499/1500)	99.91% (1499/1500)	99.91% (1499/1500)		

Certified Correct:

JONA MAE C. ESPERE
Director, University Planning and Development
Date: January 23, 2025 08:58 AM

Certified Correct:

ROBIN ARIEL F. SUMAYA, CPA, MBA
Budget Officer
Date: January 23, 2025 08:58 AM

Recommending Approval By:

DEWOOWOSEN P. BACLAYON, PHD.
VPAA & STO Supervisor
Date: January 23, 2025 09:00 AM

Approved By:

JUDE C. DIARTE, DPA
University President
Date: January 23, 2025 09:01 AM