

SUMMARY OF APPROVED BUDGET, UTILIZATIONS, DISBURSEMENTS AND BALANCES BY OBJECT OF EXPENDITURES
(For Off-Budgetary Funds)
As at the Quarter Ending March 31, 2025

Department : State Universities and Colleges (SUCs)
Agency/Entity : Southern Leyte State University
Operating Unit : < not applicable >
Organization Code (UACS) : 08 081 0000000
Fund Cluster : 05 - Internally Generated Funds
(e.g. UACS Fund Cluster: 05-Internally Generated Funds and 06-Business Related Funds)


Particulars	UACS CODE	Approved Budget			Utilizations					Disbursements					Balances		
		Approved Budgeted Revenue	Adjustments (Reductions, Modifications/ Augmentations)	Adjusted Budgeted Revenue	1st Quarter Ending March 31	2nd Quarter Ending June 30	3rd Quarter Ending September 30	4th Quarter Ending December 31	Total	1st Quarter Ending March 31	2nd Quarter Ending June 30	3rd Quarter Ending September 30	4th Quarter Ending December 31	Total	Unutilized Budget	Unpaid Obligations (10-15)=(17+18)	
																Due and Demandable	Not Yet Due and Demandable
1	2	3	4	5=[(3+(-4))]	6	7	8	9	10=(6+7+8+9)	11	12	13	14	15=(11+12+13+14)	16=(5-10)	17	18
SUMMARY																	
A. AGENCY SPECIFIC BUDGET																	
Personnel Services		11,724,042.68	(218,000.00)	11,506,042.68	5,290,418.89	0.00	0.00	0.00	5,290,418.89	5,290,418.89	0.00	0.00	0.00	5,290,418.89	6,215,623.79	0.00	0.00
Other Compensation	5010200000	11,724,042.68	(218,000.00)	11,506,042.68	5,290,418.89	0.00	0.00	0.00	5,290,418.89	5,290,418.89	0.00	0.00	0.00	5,290,418.89	6,215,623.79	0.00	0.00
Honoraria	5010210000	11,724,042.68	(218,000.00)	11,506,042.68	5,290,418.89	0.00	0.00	0.00	5,290,418.89	5,290,418.89	0.00	0.00	0.00	5,290,418.89	6,215,623.79	0.00	0.00
Honoraria - Civilian	5010210001	11,724,042.68	(218,000.00)	11,506,042.68	5,290,418.89	0.00	0.00	0.00	5,290,418.89	5,290,418.89	0.00	0.00	0.00	5,290,418.89	6,215,623.79	0.00	0.00
Maintenance and Other Operating Expenses		102,685,030.80	(42,500.00)	102,642,530.80	9,985,354.21	0.00	0.00	0.00	9,985,354.21	9,026,937.51	0.00	0.00	0.00	9,026,937.51	92,657,176.59	0.00	958,416.70
Traveling Expenses	5020100000	7,430,516.16	(61,096.03)	7,369,420.13	1,191,729.36	0.00	0.00	0.00	1,191,729.36	1,191,729.36	0.00	0.00	0.00	1,191,729.36	6,177,690.77	0.00	0.00
Traveling Expenses - Local	5020101000	6,260,386.67	(151,096.03)	6,109,290.64	1,032,896.02	0.00	0.00	0.00	1,032,896.02	1,032,896.02	0.00	0.00	0.00	1,032,896.02	5,076,394.62	0.00	0.00
Traveling Expenses - Local	5020101000	6,260,386.67	(151,096.03)	6,109,290.64	1,032,896.02	0.00	0.00	0.00	1,032,896.02	1,032,896.02	0.00	0.00	0.00	1,032,896.02	5,076,394.62	0.00	0.00
Traveling Expenses - Foreign	5020102000	1,170,129.49	90,000.00	1,260,129.49	158,833.34	0.00	0.00	0.00	158,833.34	158,833.34	0.00	0.00	0.00	158,833.34	1,101,296.15	0.00	0.00
Traveling Expenses - Foreign	5020102000	1,170,129.49	90,000.00	1,260,129.49	158,833.34	0.00	0.00	0.00	158,833.34	158,833.34	0.00	0.00	0.00	158,833.34	1,101,296.15	0.00	0.00
Training and Scholarship Expenses	5020200000	5,470,921.14	(87,084.00)	5,383,837.14	640,622.82	0.00	0.00	0.00	640,622.82	607,022.82	0.00	0.00	0.00	607,022.82	4,743,214.32	0.00	33,600.00
Training Expenses	5020201000	4,312,171.14	(237,084.00)	4,075,087.14	386,522.82	0.00	0.00	0.00	386,522.82	352,922.82	0.00	0.00	0.00	352,922.82	3,688,564.32	0.00	33,600.00
Training Expenses	5020201002	4,312,171.14	(237,084.00)	4,075,087.14	386,522.82	0.00	0.00	0.00	386,522.82	352,922.82	0.00	0.00	0.00	352,922.82	3,688,564.32	0.00	33,600.00
Scholarship Grants/Expenses	5020202000	1,158,750.00	150,000.00	1,308,750.00	254,100.00	0.00	0.00	0.00	254,100.00	254,100.00	0.00	0.00	0.00	254,100.00	1,054,650.00	0.00	0.00
Scholarship Grants/Expenses	5020202000	1,158,750.00	150,000.00	1,308,750.00	254,100.00	0.00	0.00	0.00	254,100.00	254,100.00	0.00	0.00	0.00	254,100.00	1,054,650.00	0.00	0.00
Supplies and Materials Expenses	5020300000	33,079,611.35	(1,176,476.24)	31,903,135.11	3,200,035.54	0.00	0.00	0.00	3,200,035.54	2,289,995.45	0.00	0.00	0.00	2,289,995.45	28,703,099.57	0.00	910,040.09
Office Supplies Expenses	5020301000	4,105,594.14	0.00	4,105,594.14	116,885.09	0.00	0.00	0.00	116,885.09	116,885.09	0.00	0.00	0.00	116,885.09	3,988,709.05	0.00	0.00
ICT Office Supplies	5020301001	76,950.00	0.00	76,950.00	0.00	0.00	0.00	0.00	0.00	0.00	0.00	0.00	0.00	0.00	76,950.00	0.00	0.00
Office Supplies Expenses	5020301002	4,028,644.14	0.00	4,028,644.14	116,885.09	0.00	0.00	0.00	116,885.09	116,885.09	0.00	0.00	0.00	116,885.09	3,911,759.05	0.00	0.00
Accountable Forms Expenses	5020302000	68,000.00	0.00	68,000.00	0.00	0.00	0.00	0.00	0.00	0.00	0.00	0.00	0.00	0.00	68,000.00	0.00	0.00
Accountable Forms Expenses	5020302000	68,000.00	0.00	68,000.00	0.00	0.00	0.00	0.00	0.00	0.00	0.00	0.00	0.00	0.00	68,000.00	0.00	0.00
Animal/Zoological Supplies Expenses	5020304000	488,200.00	0.00	488,200.00	28,000.00	0.00	0.00	0.00	28,000.00	28,000.00	0.00	0.00	0.00	28,000.00	460,200.00	0.00	0.00
Animal/Zoological Supplies Expenses	5020304000	488,200.00	0.00	488,200.00	28,000.00	0.00	0.00	0.00	28,000.00	28,000.00	0.00	0.00	0.00	28,000.00	460,200.00	0.00	0.00
Food Supplies Expenses	5020305000	3,957,186.76	(496,679.97)	3,460,506.79	838,883.00	0.00	0.00	0.00	838,883.00	821,833.00	0.00	0.00	0.00	821,833.00	2,621,623.79	0.00	17,050.00
Food Supplies Expenses	5020305000	3,957,186.76	(496,679.97)	3,460,506.79	838,883.00	0.00	0.00	0.00	838,883.00	821,833.00	0.00	0.00	0.00	821,833.00	2,621,623.79	0.00	17,050.00
Drugs and Medicines Expenses	5020307000	448,000.00	0.00	448,000.00	0.00	0.00	0.00	0.00	0.00	0.00	0.00	0.00	0.00	0.00	448,000.00	0.00	0.00
Drugs and Medicines Expenses	5020307000	448,000.00	0.00	448,000.00	0.00	0.00	0.00	0.00	0.00	0.00	0.00	0.00	0.00	0.00	448,000.00	0.00	0.00
Medical, Dental and Laboratory Supplies Expenses	5020308000	438,676.91	0.00	438,676.91	0.00	0.00	0.00	0.00	0.00	0.00	0.00	0.00	0.00	0.00	438,676.91	0.00	0.00
Medical, Dental and Laboratory Supplies Expenses	5020308000	438,676.91	0.00	438,676.91	0.00	0.00	0.00	0.00	0.00	0.00	0.00	0.00	0.00	0.00	438,676.91	0.00	0.00
Fuel, Oil and Lubricants Expenses	5020309000	1,349,624.09	(226,452.27)	1,123,171.82	844,364.96	0.00	0.00	0.00	844,364.96	147,983.82	0.00	0.00	0.00	147,983.82	278,806.86	0.00	696,381.14
Fuel, Oil and Lubricants Expenses	5020309000	1,349,624.09	(226,452.27)	1,123,171.82	844,364.96	0.00	0.00	0.00	844,364.96	147,983.82	0.00	0.00	0.00	147,983.82	278,806.86	0.00	696,381.14
Agricultural and Marine Supplies Expenses	5020310000	496,265.00	0.00	496,265.00	0.00	0.00	0.00	0.00	0.00	0.00	0.00	0.00	0.00	0.00	496,265.00	0.00	0.00
Agricultural and Marine Supplies Expenses	5020310000	496,265.00	0.00	496,265.00	0.00	0.00	0.00	0.00	0.00	0.00	0.00	0.00	0.00	0.00	496,265.00	0.00	0.00
Textbooks and Instructional Materials Expenses	5020311000	1,557,460.72	0.00	1,557,460.72	32,075.00	0.00	0.00	0.00	32,075.00	32,075.00	0.00	0.00	0.00	32,075.00	1,525,385.72	0.00	0.00
Textbooks and Instructional Materials Expenses	5020311001	1,557,460.72	0.00	1,557,460.72	32,075.00	0.00	0.00	0.00	32,075.00	32,075.00	0.00	0.00	0.00	32,075.00	1,525,385.72	0.00	0.00
Semi-Expendable Machinery and Equipment Expenses	5020321000	6,838,614.80	168,456.00	7,007,070.80	220,552.69	0.00	0.00	0.00	220,552.69	220,552.69	0.00	0.00	0.00	220,552.69	6,786,518.11	0.00	0.00
Office Equipment	5020321002	1,253,194.22	9,000.00	1,262,194.22	10,000.00	0.00	0.00	0.00	10,000.00	10,000.00	0.00	0.00	0.00	10,000.00	1,252,194.22	0.00	0.00
Information and Communications Technology Equipment	5020321003	4,238,721.00	(77,844.00)	4,160,877.00	186,158.00	0.00	0.00	0.00	186,158.00	186,158.00	0.00	0.00	0.00	186,158.00	3,974,719.00	0.00	0.00
Medical Equipment	5020321010	374,300.00	237,300.00	611,600.00	0.00	0.00	0.00	0.00	0.00	0.00	0.00	0.00	0.00	0.00	611,600.00	0.00	0.00
Sports Equipment	5020321012	148,487.50	0.00	148,487.50	0.00	0.00	0.00	0.00	0.00	0.00	0.00	0.00	0.00	0.00	148,487.50	0.00	0.00
Technical and Scientific Equipment	5020321013	58,215.00	0.00	58,215.00	0.00	0.00	0.00	0.00	0.00	0.00	0.00	0.00	0.00	0.00	58,215.00	0.00	0.00
Other Machinery and Equipment	5020321099	765,697.08	0.00	765,697.08	24,394.69	0.00	0.00	0.00	24,394.69	24,394.69	0.00	0.00	0.00	24,394.69	741,302.39	0.00	0.00
Semi-Expendable Furniture, Fixtures and Books Expenses	5020322000	3,697,938.01	(124,000.00)	3,573,938.01	30,480.00	0.00	0.00	0.00	30,480.00	30,480.00	0.00	0.00	0.00	30,480.00	3,543,458.01	0.00	0.00
Furniture and Fixtures	5020322001	2,889,586.71	(124,000.00)	2,765,586.71	30,480.00	0.00	0.00	0.00	30,480.00	30,480.00	0.00	0.00	0.00	30,480.00	2,735,106.71	0.00	0.00
Books	5020322002	808,351.30	0.00	808,351.30	0.00	0.00	0.00	0.00	0.00	0.00	0.00	0.00	0.00	0.00	808,351.30	0.00	0.00
Other Supplies and Materials Expenses	5020399000	9,634,050.92	(497,800.00)	9,136,250.92	1,088,794.80	0.00	0.00	0.00	1,088,794.80	892,185.85	0.00	0.00	0.00	892,185.85	8,047,456.12	0.00	196,608.95
Other Supplies and Materials Expenses	5020399000	9,634,050.92	(497,800.00)	9,136,250.92	1,088,794.80	0.00	0.00	0.00	1,088,794.80	892,185.85	0.00	0.00	0.00	892,185.85	8,047,456.12	0.00	196,608.95
Utility Expenses	5020400000	8,155,241.81	0.00	8,155,241.81	810,248.70	0.00	0.00	0.00	810,248.70	810,248.70	0.00	0.00	0.00	810,248.70	7,344,993.11	0.00	0.00


Department	: State Universities and Colleges (SUCs)
Agency/Entity	: Southern Leyte State University
Operating Unit	: < not applicable >
Organization Code (UACS)	: 08 081 000000
Fund Cluster	: 05 - Internally Generated Funds
	(e.g. UACS Fund Cluster: 05-Internally Generated Funds and 06-Business Related Funds)

Particulars	UACS CODE	Approved Budget			Utilizations					Disbursements					Balances		
		Approved Budgeted Revenue	Adjustments (Reductions, Modifications/ Augmentations)	Adjusted Budgeted Revenue	1st Quarter Ending March 31	2nd Quarter Ending June 30	3rd Quarter Ending September 30	4th Quarter Ending December 31	Total	1st Quarter Ending March 31	2nd Quarter Ending June 30	3rd Quarter Ending September 30	4th Quarter Ending December 31	Total	Unutilized Budget	Unpaid Obligations (10-15)=(17+18)	
																Due and Demandable	Not Yet Due and Demandable
1	2	3	4	5=[(3+(-)4)]	6	7	8	9	10=(6+7+8+9)	11	12	13	14	15=(11+12+13+14)	16=(5-10)	17	18
SUMMARY																	
A. AGENCY SPECIFIC BUDGET																	
Water Expenses	5020401000	488,728.00	0.00	488,728.00	19,504.75	0.00	0.00	0.00	19,504.75	19,504.75	0.00	0.00	0.00	19,504.75	469,223.25	0.00	0.00
Water Expenses	5020401000	488,728.00	0.00	488,728.00	19,504.75	0.00	0.00	0.00	19,504.75	19,504.75	0.00	0.00	0.00	19,504.75	469,223.25	0.00	0.00
Electricity Expenses	5020402000	7,666,513.81	0.00	7,666,513.81	790,743.95	0.00	0.00	0.00	790,743.95	790,743.95	0.00	0.00	0.00	790,743.95	6,875,769.86	0.00	0.00
Electricity Expenses	5020402000	7,666,513.81	0.00	7,666,513.81	790,743.95	0.00	0.00	0.00	790,743.95	790,743.95	0.00	0.00	0.00	790,743.95	6,875,769.86	0.00	0.00
Communication Expenses	5020500000	2,272,278.00	14,400.00	2,286,678.00	398,604.28	0.00	0.00	0.00	398,604.28	398,604.28	0.00	0.00	0.00	398,604.28	1,888,073.72	0.00	0.00
Postage and Courier Services	5020501000	142,418.00	0.00	142,418.00	3,445.00	0.00	0.00	0.00	3,445.00	3,445.00	0.00	0.00	0.00	3,445.00	138,973.00	0.00	0.00
Postage and Courier Services	5020501000	142,418.00	0.00	142,418.00	3,445.00	0.00	0.00	0.00	3,445.00	3,445.00	0.00	0.00	0.00	3,445.00	138,973.00	0.00	0.00
Telephone Expenses	5020502000	375,500.00	14,400.00	389,900.00	81,998.30	0.00	0.00	0.00	81,998.30	81,998.30	0.00	0.00	0.00	81,998.30	307,901.70	0.00	0.00
Mobile	5020502001	375,500.00	14,400.00	389,900.00	81,998.30	0.00	0.00	0.00	81,998.30	81,998.30	0.00	0.00	0.00	81,998.30	307,901.70	0.00	0.00
Internet Subscription Expenses	5020503000	1,754,360.00	0.00	1,754,360.00	313,160.98	0.00	0.00	0.00	313,160.98	313,160.98	0.00	0.00	0.00	313,160.98	1,441,199.02	0.00	0.00
Internet Subscription Expenses	5020503000	1,754,360.00	0.00	1,754,360.00	313,160.98	0.00	0.00	0.00	313,160.98	313,160.98	0.00	0.00	0.00	313,160.98	1,441,199.02	0.00	0.00
Awards/Rewards and Prizes	5020600000	2,185,050.00	(230,460.00)	1,954,590.00	119,620.03	0.00	0.00	0.00	119,620.03	119,620.03	0.00	0.00	0.00	119,620.03	1,834,969.97	0.00	0.00
Awards/Rewards Expenses	5020601000	2,132,550.00	(230,460.00)	1,902,090.00	105,750.03	0.00	0.00	0.00	105,750.03	105,750.03	0.00	0.00	0.00	105,750.03	1,796,339.97	0.00	0.00
Awards/Rewards Expenses	5020601001	1,054,750.00	0.00	1,054,750.00	75,000.00	0.00	0.00	0.00	75,000.00	75,000.00	0.00	0.00	0.00	75,000.00	979,750.00	0.00	0.00
Rewards and Incentives	5020601002	1,077,800.00	(230,460.00)	847,340.00	30,750.03	0.00	0.00	0.00	30,750.03	30,750.03	0.00	0.00	0.00	30,750.03	816,589.97	0.00	0.00
Prizes	5020602000	52,500.00	0.00	52,500.00	13,870.00	0.00	0.00	0.00	13,870.00	13,870.00	0.00	0.00	0.00	13,870.00	38,630.00	0.00	0.00
Prizes	5020602000	52,500.00	0.00	52,500.00	13,870.00	0.00	0.00	0.00	13,870.00	13,870.00	0.00	0.00	0.00	13,870.00	38,630.00	0.00	0.00
Professional Services	5021100000	11,895,233.94	78,050.00	11,973,283.94	1,246,158.51	0.00	0.00	0.00	1,246,158.51	1,246,158.51	0.00	0.00	0.00	1,246,158.51	10,727,125.43	0.00	0.00
Other Professional Services	5021199000	11,895,233.94	78,050.00	11,973,283.94	1,246,158.51	0.00	0.00	0.00	1,246,158.51	1,246,158.51	0.00	0.00	0.00	1,246,158.51	10,727,125.43	0.00	0.00
Other Professional Services	5021199000	11,895,233.94	78,050.00	11,973,283.94	1,246,158.51	0.00	0.00	0.00	1,246,158.51	1,246,158.51	0.00	0.00	0.00	1,246,158.51	10,727,125.43	0.00	0.00
General Services	5021200000	6,318,587.41	75,000.00	6,393,587.41	1,322,745.31	0.00	0.00	0.00	1,322,745.31	1,322,745.31	0.00	0.00	0.00	1,322,745.31	5,070,842.10	0.00	0.00
Security Services	5021203000	610,110.00	0.00	610,110.00	0.00	0.00	0.00	0.00	0.00	0.00	0.00	0.00	0.00	0.00	610,110.00	0.00	0.00
Security Services	5021203000	610,110.00	0.00	610,110.00	0.00	0.00	0.00	0.00	0.00	0.00	0.00	0.00	0.00	0.00	610,110.00	0.00	0.00
Other General Services	5021299000	5,708,477.41	75,000.00	5,783,477.41	1,322,745.31	0.00	0.00	0.00	1,322,745.31	1,322,745.31	0.00	0.00	0.00	1,322,745.31	4,460,732.10	0.00	0.00
Other General Services	5021299099	5,708,477.41	75,000.00	5,783,477.41	1,322,745.31	0.00	0.00	0.00	1,322,745.31	1,322,745.31	0.00	0.00	0.00	1,322,745.31	4,460,732.10	0.00	0.00
Repairs and Maintenance	5021300000	9,101,245.66	(159,344.00)	8,941,901.66	519,655.29	0.00	0.00	0.00	519,655.29	504,878.68	0.00	0.00	0.00	504,878.68	8,422,246.37	0.00	14,776.61
Repairs and Maintenance - Buildings and Other Structures	5021304000	5,943,900.40	(14,500.00)	5,929,400.40	345,489.88	0.00	0.00	0.00	345,489.88	345,489.88	0.00	0.00	0.00	345,489.88	5,583,910.52	0.00	0.00
Buildings	5021304001	212,778.00	0.00	212,778.00	9,980.00	0.00	0.00	0.00	9,980.00	9,980.00	0.00	0.00	0.00	9,980.00	202,798.00	0.00	0.00
School Buildings	5021304002	5,648,122.40	(14,500.00)	5,633,622.40	335,509.88	0.00	0.00	0.00	335,509.88	335,509.88	0.00	0.00	0.00	335,509.88	5,298,112.52	0.00	0.00
Other Structures	5021304099	83,000.00	0.00	83,000.00	0.00	0.00	0.00	0.00	0.00	0.00	0.00	0.00	0.00	0.00	83,000.00	0.00	0.00
Repairs and Maintenance - Machinery and Equipment	5021305000	2,100,672.45	(95,000.00)	2,005,672.45	14,776.61	0.00	0.00	0.00	14,776.61	0.00	0.00	0.00	0.00	0.00	1,990,895.84	0.00	14,776.61
Office Equipment	5021305002	1,139,234.25	0.00	1,139,234.25	0.00	0.00	0.00	0.00	0.00	0.00	0.00	0.00	0.00	0.00	1,139,234.25	0.00	0.00
Information and Communication Technology Equipment	5021305003	264,148.20	(20,000.00)	244,148.20	0.00	0.00	0.00	0.00	0.00	0.00	0.00	0.00	0.00	0.00	244,148.20	0.00	0.00
Medical Equipment	5021305011	19,600.00	0.00	19,600.00	0.00	0.00	0.00	0.00	0.00	0.00	0.00	0.00	0.00	0.00	19,600.00	0.00	0.00
Technical and Scientific Equipment	5021305014	40,000.00	0.00	40,000.00	0.00	0.00	0.00	0.00	0.00	0.00	0.00	0.00	0.00	0.00	40,000.00	0.00	0.00
Other Machinery and Equipment	5021305099	637,690.00	(75,000.00)	562,690.00	14,776.61	0.00	0.00	0.00	14,776.61	0.00	0.00	0.00	0.00	0.00	547,913.39	0.00	14,776.61
Repairs and Maintenance - Transportation Equipment	5021306000	1,008,672.81	(49,844.00)	958,828.81	159,388.80	0.00	0.00	0.00	159,388.80	159,388.80	0.00	0.00	0.00	159,388.80	799,440.01	0.00	0.00
Motor Vehicles	5021306001	1,008,672.81	(49,844.00)	958,828.81	159,388.80	0.00	0.00	0.00	159,388.80	159,388.80	0.00	0.00	0.00	159,388.80	799,440.01	0.00	0.00
Repairs and Maintenance - Semi-Expendable Furniture, Fixtures and Books	5021322000	48,000.00	0.00	48,000.00	0.00	0.00	0.00	0.00	0.00	0.00	0.00	0.00	0.00	0.00	48,000.00	0.00	0.00
Furniture and Fixtures	5021322001	48,000.00	0.00	48,000.00	0.00	0.00	0.00	0.00	0.00	0.00	0.00	0.00	0.00	0.00	48,000.00	0.00	0.00
Taxes, Insurance Premiums and Other Fees	5021500000	501,901.04	0.00	501,901.04	30,830.00	0.00	0.00	0.00	30,830.00	30,830.00	0.00	0.00	0.00	30,830.00	471,071.04	0.00	0.00
Taxes, Duties and Licenses	5021501000	50,000.00	0.00	50,000.00	2,900.00	0.00	0.00	0.00	2,900.00	2,900.00	0.00	0.00	0.00	2,900.00	47,100.00	0.00	0.00
Taxes, Duties and Licenses	5021501001	50,000.00	0.00	50,000.00	2,900.00	0.00	0.00	0.00	2,900.00	2,900.00	0.00	0.00	0.00	2,900.00	47,100.00	0.00	0.00
Fidelity Bond Premiums	5021502000	48,750.00	0.00	48,750.00	0.00	0.00	0.00	0.00	0.00	0.00	0.00	0.00	0.00	0.00	48,750.00	0.00	0.00
Fidelity Bond Premiums	5021502000	48,750.00	0.00	48,750.00	0.00	0.00	0.00	0.00	0.00	0.00	0.00	0.00	0.00	0.00	48,750.00	0.00	0.00
Insurance Expenses	5021503000	403,151.04	0.00	403,151.04	27,930.00	0.00	0.00	0.00	27,930.00	27,930.00	0.00	0.00	0.00	27,930.00	375,221.04	0.00	0.00
Insurance Expenses	5021503000	403,151.04	0.00	403,151.04	27,930.00	0.00	0.00	0.00	27,930.00	27,930.00	0.00	0.00	0.00	27,930.00	375,221.04	0.00	0.00
Labor and Wages	5021600000	501,600.00	0.00	501,600.00	77,591.25	0.00	0.00	0.00	77,591.25	77,591.25	0.00	0.00	0.00	77,591.25	424,008.75	0.00	0.00
Labor and Wages	5021601000	501,600.00	0.00	501,600.00	77,591.25	0.00	0.00	0.00	77,591.25	77,591.25	0.00	0.00	0.00	77,591.25	424,008.75	0.00	0.00
Labor and Wages	5021601000	501,600.00	0.00	501,600.00	77,591.25	0.00	0.00	0.00	77,591.25	77,591.25	0.00	0.00	0.00	77,591.25	424,008.75	0.00	0.00
Other Maintenance and Operating Expenses	5029900000	15,772,844.29	1,504,510.27	17,277,354.56	427,513.12	0.00	0.00	0.00	427,513.12	427,513.12	0.00	0.00	0.00	427,513.12	16,849,841.44	0.00	0.00
Printing and Publication Expenses	5029902000	312,992.00	0.00	312,992.00	0.00	0.00	0.00	0.00	0.00	0.00	0.00	0.00	0.00	0.00	312,992.00	0.00	0.00
Printing and Publication Expenses	5029902000	312,992.00	0.00	312,992.00	0.00	0.00	0.00	0.00	0.00	0.00	0.00	0.00	0.00	0.00	312,992.00	0.00	0.00
Representation Expenses	5029903000	2,044,266.00	0.00	2,044,266.00	70,590.00	0.00	0.00	0.00	70,590.00	70,590.00	0.00	0.00	0.00	70,590.00	1,973,676.00	0.00	0.00

Department : State Universities and Colleges (SUCs)
Agency/Entity : Southern Leyte State University
Operating Unit : < not applicable >
Organization Code (UACS) : 08 081 0000000
Fund Cluster : 05 - Internally Generated Funds
(e.g. UACS Fund Cluster: 05-Internally Generated Funds and 06-Business Related Funds)


Particulars	UACS CODE	Approved Budget			Utilizations					Disbursements					Balances		
		Approved Budgeted Revenue	Adjustments (Reductions, Modifications/ Augmentations)	Adjusted Budgeted Revenue	1st Quarter Ending March 31	2nd Quarter Ending June 30	3rd Quarter Ending September 30	4th Quarter Ending December 31	Total	1st Quarter Ending March 31	2nd Quarter Ending June 30	3rd Quarter Ending September 30	4th Quarter Ending December 31	Total	Unutilized Budget	Unpaid Obligations (10-15)=(17+18)	
																Due and Demandable	Not Yet Due and Demandable
1	2	3	4	5=[3+(-)4]	6	7	8	9	10=(6+7+8+9)	11	12	13	14	15=(11+12+13+14)	16=(5-10)	17	18
SUMMARY																	
A. AGENCY SPECIFIC BUDGET																	
Representation Expenses	5029903000	2,044,266.00	0.00	2,044,266.00	70,590.00	0.00	0.00	0.00	70,590.00	70,590.00	0.00	0.00	0.00	70,590.00	1,973,676.00	0.00	0.00
Transportation and Delivery Expenses	5029904000	5,000.00	0.00	5,000.00	0.00	0.00	0.00	0.00	0.00	0.00	0.00	0.00	0.00	0.00	5,000.00	0.00	0.00
Transportation and Delivery Expenses	5029904000	5,000.00	0.00	5,000.00	0.00	0.00	0.00	0.00	0.00	0.00	0.00	0.00	0.00	0.00	5,000.00	0.00	0.00
Rent/Lease Expenses	5029905000	732,750.00	(34,400.00)	698,350.00	69,800.00	0.00	0.00	0.00	69,800.00	69,800.00	0.00	0.00	0.00	69,800.00	628,550.00	0.00	0.00
Rents - Building and Structures	5029905001	34,500.00	0.00	34,500.00	0.00	0.00	0.00	0.00	0.00	0.00	0.00	0.00	0.00	0.00	34,500.00	0.00	0.00
Rents - Motor Vehicles	5029905003	60,000.00	0.00	60,000.00	0.00	0.00	0.00	0.00	0.00	0.00	0.00	0.00	0.00	0.00	60,000.00	0.00	0.00
Rents - Equipment	5029905004	638,250.00	(34,400.00)	603,850.00	69,800.00	0.00	0.00	0.00	69,800.00	69,800.00	0.00	0.00	0.00	69,800.00	534,050.00	0.00	0.00
Membership Dues and Contributions to Organizations	5029906000	305,000.00	1,558,410.27	1,863,410.27	0.00	0.00	0.00	0.00	0.00	0.00	0.00	0.00	0.00	0.00	1,863,410.27	0.00	0.00
Membership Dues and Contributions to Organizations	5029906000	305,000.00	1,558,410.27	1,863,410.27	0.00	0.00	0.00	0.00	0.00	0.00	0.00	0.00	0.00	0.00	1,863,410.27	0.00	0.00
Subscription Expenses	5029907000	3,410,670.20	(10,000.00)	3,400,670.20	0.00	0.00	0.00	0.00	0.00	0.00	0.00	0.00	0.00	0.00	3,400,670.20	0.00	0.00
ICT Software Subscription	5029907001	2,287,753.00	(30,000.00)	2,257,753.00	0.00	0.00	0.00	0.00	0.00	0.00	0.00	0.00	0.00	0.00	2,257,753.00	0.00	0.00
Library and Other Reading Materials Subscription Expenses	5029907004	1,122,917.20	0.00	1,122,917.20	0.00	0.00	0.00	0.00	0.00	0.00	0.00	0.00	0.00	0.00	1,122,917.20	0.00	0.00
Other Subscription Expenses	5029907099	0.00	20,000.00	20,000.00	0.00	0.00	0.00	0.00	0.00	0.00	0.00	0.00	0.00	0.00	20,000.00	0.00	0.00
Other Maintenance and Operating Expenses	5029999000	8,962,166.09	(9,500.00)	8,952,666.09	287,123.12	0.00	0.00	0.00	287,123.12	287,123.12	0.00	0.00	0.00	287,123.12	8,665,542.97	0.00	0.00
Other Maintenance and Operating Expenses	5029999099	8,962,166.09	(9,500.00)	8,952,666.09	287,123.12	0.00	0.00	0.00	287,123.12	287,123.12	0.00	0.00	0.00	287,123.12	8,665,542.97	0.00	0.00
Capital Outlays		18,731,694.29	260,500.00	18,992,194.29	983,460.31	0.00	0.00	0.00	983,460.31	983,460.31	0.00	0.00	0.00	983,460.31	18,008,733.98	0.00	0.00
Property, Plant and Equipment Outlay	5060400000	18,731,694.29	260,500.00	18,992,194.29	983,460.31	0.00	0.00	0.00	983,460.31	983,460.31	0.00	0.00	0.00	983,460.31	18,008,733.98	0.00	0.00
Land Improvements Outlay	5060402000	605,405.00	0.00	605,405.00	0.00	0.00	0.00	0.00	0.00	0.00	0.00	0.00	0.00	0.00	605,405.00	0.00	0.00
Other Land Improvements	5060402099	605,405.00	0.00	605,405.00	0.00	0.00	0.00	0.00	0.00	0.00	0.00	0.00	0.00	0.00	605,405.00	0.00	0.00
Buildings and Other Structures	5060404000	4,588,964.00	0.00	4,588,964.00	0.00	0.00	0.00	0.00	0.00	0.00	0.00	0.00	0.00	0.00	4,588,964.00	0.00	0.00
School Buildings	5060404002	3,382,434.00	0.00	3,382,434.00	0.00	0.00	0.00	0.00	0.00	0.00	0.00	0.00	0.00	0.00	3,382,434.00	0.00	0.00
Other Structures	5060404099	1,206,530.00	0.00	1,206,530.00	0.00	0.00	0.00	0.00	0.00	0.00	0.00	0.00	0.00	0.00	1,206,530.00	0.00	0.00
Machinery and Equipment Outlay	5060405000	8,549,060.29	260,500.00	8,809,560.29	983,460.31	0.00	0.00	0.00	983,460.31	983,460.31	0.00	0.00	0.00	983,460.31	7,826,099.98	0.00	0.00
Office Equipment	5060405002	1,604,447.00	200,000.00	1,804,447.00	0.00	0.00	0.00	0.00	0.00	0.00	0.00	0.00	0.00	0.00	1,804,447.00	0.00	0.00
Information and Communication Technology Equipment	5060405003	4,558,066.90	0.00	4,558,066.90	0.00	0.00	0.00	0.00	0.00	0.00	0.00	0.00	0.00	0.00	4,558,066.90	0.00	0.00
Medical Equipment	5060405011	51,000.00	0.00	51,000.00	0.00	0.00	0.00	0.00	0.00	0.00	0.00	0.00	0.00	0.00	51,000.00	0.00	0.00
Technical and Scientific Equipment	5060405014	377,713.08	60,500.00	438,213.08	0.00	0.00	0.00	0.00	0.00	0.00	0.00	0.00	0.00	0.00	438,213.08	0.00	0.00
ICT Software	5060405015	320,000.00	0.00	320,000.00	0.00	0.00	0.00	0.00	0.00	0.00	0.00	0.00	0.00	0.00	320,000.00	0.00	0.00
Other Machinery and Equipment	5060405099	1,637,833.31	0.00	1,637,833.31	983,460.31	0.00	0.00	0.00	983,460.31	983,460.31	0.00	0.00	0.00	983,460.31	654,373.00	0.00	0.00
Transportation Equipment Outlay	5060406000	4,115,955.00	0.00	4,115,955.00	0.00	0.00	0.00	0.00	0.00	0.00	0.00	0.00	0.00	0.00	4,115,955.00	0.00	0.00
Motor Vehicles	5060406001	4,115,955.00	0.00	4,115,955.00	0.00	0.00	0.00	0.00	0.00	0.00	0.00	0.00	0.00	0.00	4,115,955.00	0.00	0.00
Furniture, Fixtures and Books Outlay	5060407000	454,500.00	0.00	454,500.00	0.00	0.00	0.00	0.00	0.00	0.00	0.00	0.00	0.00	0.00	454,500.00	0.00	0.00
Furniture and Fixtures	5060407001	454,500.00	0.00	454,500.00	0.00	0.00	0.00	0.00	0.00	0.00	0.00	0.00	0.00	0.00	454,500.00	0.00	0.00
Other Property Plant and Equipment Outlay	5060409000	417,810.00	0.00	417,810.00	0.00	0.00	0.00	0.00	0.00	0.00	0.00	0.00	0.00	0.00	417,810.00	0.00	0.00
Other Property, Plant and Equipment	5060409099	417,810.00	0.00	417,810.00	0.00	0.00	0.00	0.00	0.00	0.00	0.00	0.00	0.00	0.00	417,810.00	0.00	0.00
GRAND TOTAL		133,140,767.77	0.00	133,140,767.77	16,259,233.41	0.00	0.00	0.00	16,259,233.41	15,300,816.71	0.00	0.00	0.00	15,300,816.71	116,881,534.36	0.00	958,416.70

Certified Correct:

ROBIN ARIEL F. SUMAYA, CPA
ADMINISTRATIVE OFFICER V/ BUDGET OFFICER III
Date: 4/25/2025

Certified Correct:

GERALDINE A. PALER, CPA
SUPERVISING ADMINISTRATIVE OFFICER
Date: 4/25/2025

Recommending Approval By:

CHRISTINE ALMA MAE M. DAGUPLO, CPA
CHIEF ADMINISTRATIVE OFFICER
Date: 4/25/2025

Approved By:

JUDE A. DUARTE, DPA
UNIVERSITY PRESIDENT
Date: 4/25/2025