


STATEMENT OF APPROVED BUDGET, UTILIZATIONS, DISBURSEMENTS AND BALANCES
(For Off-Budgetary Funds)
As at the Quarter Ending September 30, 2025


Department : State Universities and Colleges (SUCs)
 Agency/Entity : Southern Leyte State University
 Operating Unit : < not applicable >
 Organization Code (UACS) : 08 081 000000
 Fund Cluster : 05 - Internally Generated Funds
 (e.g. UACS Fund Cluster: 05-Internally Generated Funds and 06-Business Related Funds)


Particulars	UACS CODE	Approved Budget			Utilizations					Disbursements					Balances		
		Approved Budgeted Revenue	Adjustments (Reductions, Modifications/ Augmentations)	Adjusted Budgeted Revenue	1st Quarter Ending March 31	2nd Quarter Ending June 30	3rd Quarter Ending September 30	4th Quarter Ending December 31	Total	1st Quarter Ending March 31	2nd Quarter Ending June 30	3rd Quarter Ending September 30	4th Quarter Ending December 31	Total	Unutilized Budget	Unpaid Obligations (10-15)=(17+18)	
																5=[(3+(-4))]	6
General Administration and Support	1000000000000000	36,355,352.43	7,048,424.90	43,403,777.33	4,085,280.40	5,527,621.81	10,454,261.84	0.00	20,067,164.05	3,525,282.65	3,620,061.60	7,582,854.13	0.00	14,728,198.38	23,336,613.28	0.00	5,338,965.67
General Management and Supervision	100000100001000	36,355,352.43	7,048,424.90	43,403,777.33	4,085,280.40	5,527,621.81	10,454,261.84	0.00	20,067,164.05	3,525,282.65	3,620,061.60	7,582,854.13	0.00	14,728,198.38	23,336,613.28	0.00	5,338,965.67
PS		62,000.00	0.00	62,000.00	0.00	0.00	0.00	0.00	0.00	0.00	0.00	0.00	0.00	0.00	62,000.00	0.00	0.00
MOOE		31,740,918.72	5,117,396.26	36,858,314.98	3,381,920.09	5,221,669.28	8,988,429.53	0.00	17,592,018.90	2,821,922.34	3,530,519.60	6,654,471.35	0.00	13,006,913.29	19,266,296.08	0.00	4,585,105.61
CO		4,552,433.71	1,931,028.64	6,483,462.35	703,360.31	305,952.53	1,465,832.31	0.00	2,475,145.15	703,360.31	89,542.00	928,382.78	0.00	1,721,285.09	4,008,317.20	0.00	753,860.06
Sub-Total, General Administration and Support		36,355,852.43	7,048,424.90	43,403,777.33	4,085,280.40	5,527,621.81	10,454,261.84	0.00	20,067,164.05	3,525,282.65	3,620,061.60	7,582,854.13	0.00	14,728,198.38	23,336,613.28	0.00	5,338,965.67
PS		62,000.00	0.00	62,000.00	0.00	0.00	0.00	0.00	0.00	0.00	0.00	0.00	0.00	0.00	62,000.00	0.00	0.00
MOOE		31,740,918.72	5,117,396.26	36,858,314.98	3,381,920.09	5,221,669.28	8,988,429.53	0.00	17,592,018.90	2,821,922.34	3,530,519.60	6,654,471.35	0.00	13,006,913.29	19,266,296.08	0.00	4,585,105.61
FinEx (if Applicable)		0.00	0.00	0.00	0.00	0.00	0.00	0.00	0.00	0.00	0.00	0.00	0.00	0.00	0.00	0.00	0.00
CO		4,552,433.71	1,931,028.64	6,483,462.35	703,360.31	305,952.53	1,465,832.31	0.00	2,475,145.15	703,360.31	89,542.00	928,382.78	0.00	1,721,285.09	4,008,317.20	0.00	753,860.06
Support to Operations	2000000000000000	35,563,040.96	19,290,175.36	54,853,216.32	3,855,753.84	9,336,864.00	11,200,917.10	0.00	24,393,534.94	3,761,455.64	8,333,948.61	8,652,696.83	0.00	20,748,101.08	30,459,681.38	0.00	3,645,433.86
Auxiliary Services	200000100001000	35,563,040.96	19,290,175.36	54,853,216.32	3,855,753.84	9,336,864.00	11,200,917.10	0.00	24,393,534.94	3,761,455.64	8,333,948.61	8,652,696.83	0.00	20,748,101.08	30,459,681.38	0.00	3,645,433.86
PS		790,903.25	179,895.81	970,799.06	160,815.41	60,000.00	191,399.37	0.00	412,214.78	160,815.41	60,000.00	191,399.37	0.00	412,214.78	558,584.28	0.00	0.00
MOOE		32,480,557.21	16,501,594.55	48,982,151.76	3,628,311.43	8,899,864.00	10,143,457.23	0.00	22,671,632.66	3,534,013.23	7,896,948.61	8,188,797.46	0.00	19,619,759.30	26,310,519.10	0.00	3,051,873.36
CO		2,291,580.50	2,608,685.00	4,900,265.50	66,627.00	377,000.00	866,060.50	0.00	1,309,687.50	66,627.00	377,000.00	272,500.00	0.00	716,127.00	3,590,578.00	0.00	593,560.50
Sub-Total, Support to Operations		35,563,040.96	19,290,175.36	54,853,216.32	3,855,753.84	9,336,864.00	11,200,917.10	0.00	24,393,534.94	3,761,455.64	8,333,948.61	8,652,696.83	0.00	20,748,101.08	30,459,681.38	0.00	3,645,433.86
PS		790,903.25	179,895.81	970,799.06	160,815.41	60,000.00	191,399.37	0.00	412,214.78	160,815.41	60,000.00	191,399.37	0.00	412,214.78	558,584.28	0.00	0.00
MOOE		32,480,557.21	16,501,594.55	48,982,151.76	3,628,311.43	8,899,864.00	10,143,457.23	0.00	22,671,632.66	3,534,013.23	7,896,948.61	8,188,797.46	0.00	19,619,759.30	26,310,519.10	0.00	3,051,873.36
FinEx (if Applicable)		0.00	0.00	0.00	0.00	0.00	0.00	0.00	0.00	0.00	0.00	0.00	0.00	0.00	0.00	0.00	0.00
CO		2,291,580.50	2,608,685.00	4,900,265.50	66,627.00	377,000.00	866,060.50	0.00	1,309,687.50	66,627.00	377,000.00	272,500.00	0.00	716,127.00	3,590,578.00	0.00	593,560.50
Operations	3000000000000000	60,673,484.38	41,119,351.42	101,792,835.80	8,318,199.17	9,939,775.70	22,196,472.83	0.00	40,454,447.70	7,964,280.42	9,233,831.65	16,256,562.92	0.00	33,454,674.99	61,338,388.10	0.00	6,999,772.71
OO : Relevant and quality tertiary education ensured to achieve inclusive growth and access of poor but deserving students to quality tertiary education increased q	3100000000000000	46,596,083.88	37,327,681.42	83,923,765.30	7,235,020.61	7,706,015.45	17,159,299.65	0.00	32,100,335.71	6,930,899.86	7,438,864.00	12,515,323.64	0.00	26,885,087.50	51,823,429.59	0.00	5,215,248.21
HIGHER EDUCATION PROGRAM	3101000000000000	46,596,083.88	37,327,681.42	83,923,765.30	7,235,020.61	7,706,015.45	17,159,299.65	0.00	32,100,335.71	6,930,899.86	7,438,864.00	12,515,323.64	0.00	26,885,087.50	51,823,429.59	0.00	5,215,248.21
Provision of Higher Education Services	310100100002000	46,596,083.88	37,327,681.42	83,923,765.30	7,235,020.61	7,706,015.45	17,159,299.65	0.00	32,100,335.71	6,930,899.86	7,438,864.00	12,515,323.64	0.00	26,885,087.50	51,823,429.59	0.00	5,215,248.21
PS		8,615,039.43	2,194,988.38	10,810,027.81	4,538,972.26	904,712.78	3,749,476.38	0.00	9,193,161.42	4,538,972.26	904,712.78	4,651,189.12	0.00	10,094,874.16	1,616,866.39	0.00	(901,712.74)
MOOE		30,439,904.37	23,341,087.04	53,780,991.41	2,482,575.35	6,651,802.67	10,655,765.17	0.00	19,790,143.19	2,178,454.60	6,384,651.22	7,496,397.42	0.00	16,059,503.24	33,990,848.22	0.00	3,730,639.95
CO		7,541,140.08	11,791,606.00	19,332,746.08	213,473.00	149,500.00	2,754,058.10	0.00	3,117,031.10	213,473.00	149,500.00	367,737.10	0.00	730,710.10	16,215,714.98	0.00	2,386,321.00
OO : Higher education research improved to promote economic productivity and innovation q	3200000000000000	7,297,250.25	3,791,670.00	11,088,920.25	785,237.95	1,258,055.27	4,137,928.71	0.00	6,181,221.93	735,439.95	1,052,303.27	3,248,140.71	0.00	5,035,883.93	4,907,698.32	0.00	1,145,338.00
ADVANCED EDUCATION PROGRAM	3201000000000000	517,100.00	699,381.00	1,216,481.00	0.00	57,800.00	364,862.00	0.00	422,662.00	0.00	46,050.00	300,182.00	0.00	346,232.00	793,819.00	0.00	76,430.00
Provision of Advanced Education Services	320100100001000	517,100.00	699,381.00	1,216,481.00	0.00	57,800.00	364,862.00	0.00	422,662.00	0.00	46,050.00	300,182.00	0.00	346,232.00	793,819.00	0.00	76,430.00
PS		461,100.00	0.00	461,100.00	0.00	13,000.00	165,300.00	0.00	178,300.00	0.00	13,000.00	165,300.00	0.00	178,300.00	282,800.00	0.00	0.00
MOOE		56,000.00	699,381.00	755,381.00	0.00	44,800.00	199,562.00	0.00	244,362.00	0.00	33,050.00	134,882.00	0.00	167,932.00	511,019.00	0.00	76,430.00
RESEARCH PROGRAM	3202000000000000	6,780,150.25	3,092,289.00	9,872,439.25	785,237.95	1,200,255.27	3,773,066.71	0.00	5,758,559.93	735,439.95	1,006,253.27	2,947,958.71	0.00	4,689,651.93	4,113,879.32	0.00	1,068,908.00
Conduct of Research Services	320200100001000	6,780,150.25	3,092,289.00	9,872,439.25	785,237.95	1,200,255.27	3,773,066.71	0.00	5,758,559.93	735,439.95	1,006,253.27	2,947,958.71	0.00	4,689,651.93	4,113,879.32	0.00	1,068,908.00
PS		892,000.00	0.00	892,000.00	496,218.21	234,981.79	34,800.00	0.00	766,000.00	496,218.21	234,981.79	34,800.00	0.00	766,000.00	126,000.00	0.00	0.00
MOOE		4,243,150.25	500,000.00	4,743,150.25	289,019.74	658,473.48	1,022,621.00	0.00	1,970,114.22	239,221.74	464,471.48	706,373.00	0.00	1,410,066.22	2,773,036.03	0.00	560,048.00
CO		1,645,000.00	2,592,289.00	4,237,289.00	0.00	306,800.00	2,715,645.71	0.00	3,022,445.71	0.00	306,800.00	2,206,785.71	0.00	2,513,585.71	1,214,843.29	0.00	508,860.00
OO : Community engagement increased q	3300000000000000	6,780,150.25	0.00	6,780,150.25	297,940.61	975,704.98	899,244.47	0.00	2,172,890.06	297,940.61	742,664.38	493,098.57	0.00	1,533,703.56	4,607,260.19	0.00	639,186.50
TECHNICAL ADVISORY EXTENSION PROGRAM	3301000000000000	6,780,150.25	0.00	6,780,150.25	297,940.61	975,704.98	899,244.47	0.00	2,172,890.06	297,940.61	742,664.38	493,098.57	0.00	1,533,703.56	4,607,260.19	0.00	639,186.50
Provision of Extension Services	330100100001000	6,780,150.25	0.00	6,780,150.25	297,940.61	975,704.98	899,244.47	0.00	2,172,890.06	297,940.61	742,664.38	493,098.57	0.00	1,533,703.56	4,607,260.19	0.00	639,186.50
PS		903,000.00	(68,000.00)	835,000.00	94,413.01	405,586.99	86,258.74	0.00	586,258.74	94,413.01	405,586.99	86,258.74	0.00	586,258.74	248,741.26	0.00	0.00
MOOE		3,935,210.25	68,000.00	4,003,210.25	203,527.60	570,117.99	633,269.73	0.00	1,406,915.32	203,527.60	337,077.39	406,839.83	0.00	947,444.82	2,596,294.93	0.00	459,470.50


Department : State Universities and Colleges (SUCs)
 Agency/Entity : Southern Leyte State University
 Operating Unit : < not applicable >
 Organization Code (UACS) : 08 081 0000000
 Fund Cluster : 05 - Internally Generated Funds
 (e.g. UACS Fund Cluster: 05-Internally Generated Funds and 06-Business Related Funds)

Particulars	UACS CODE	Approved Budget			Utilizations					Disbursements					Balances		
		Approved Budgeted Revenue	Adjustments (Reductions, Modifications/ Augmentations)	Adjusted Budgeted Revenue	1st Quarter Ending March 31	2nd Quarter Ending June 30	3rd Quarter Ending September 30	4th Quarter Ending December 31	Total	1st Quarter Ending March 31	2nd Quarter Ending June 30	3rd Quarter Ending September 30	4th Quarter Ending December 31	Total	Unutilized Budget	Unpaid Obligations (10-15)=(17+18)	
																Due and Demandable	Not Yet Due and Demandable
1	2	3	4	5=[(3+(-)4)]	6	7	8	9	10=(6+7+8+9)	11	12	13	14	15=(11+12+13+14)	16=(5-10)	17	18
CO		11,128,080.08	14,383,895.00	25,511,975.08	213,473.00	456,300.00	5,649,419.81	0.00	6,319,192.81	213,473.00	456,300.00	2,574,522.81	0.00	3,244,295.81	19,192,782.27	0.00	3,074,897.00
GRAND TOTAL			67,457,951.68	200,049,829.45	16,259,233.41	24,804,261.51	43,851,651.77	0.00	84,915,146.69	15,251,018.71	21,187,841.86	32,492,113.88	0.00	68,930,974.45	115,134,682.76	0.00	15,984,172.24
PS		11,724,042.68	2,306,884.19	14,030,926.87	5,290,418.89	1,618,281.56	4,227,234.49	0.00	11,135,934.94	5,290,418.89	1,618,281.56	5,128,947.23	0.00	12,037,647.68	2,894,991.93	0.00	(901,712.74)
MOOE		102,895,740.80	46,227,458.85	149,123,199.65	9,985,354.21	22,046,727.42	31,643,104.66	0.00	63,675,186.29	8,977,139.51	18,646,718.30	23,587,761.06	0.00	51,211,618.87	85,448,013.36	0.00	12,463,567.42
FinEx (if Applicable)		0.00	0.00	0.00	0.00	0.00	0.00	0.00	0.00	0.00	0.00	0.00	0.00	0.00	0.00	0.00	0.00
CO		17,972,094.29	18,923,608.64	36,895,702.93	983,460.31	1,139,252.53	7,981,312.62	0.00	10,104,025.46	983,460.31	922,842.00	3,775,405.59	0.00	5,681,707.90	26,791,677.47	0.00	4,422,317.56

Certified Correct:

 ROBIN ARIEL P. SUMAYA, CPA, MBA
 Budget Officer III
 Date: October 10, 2025 08:47 PM

Certified Correct:

 GERALDINE A. PALER, CPA
 SAO-Finance Division
 Date: October 10, 2025 08:47 PM

Recommending Approval By:

 CHRISTINE ALMA MAE M. DAGUPLO, CPA
 CAO- Finance Division
 Date: October 10, 2025 08:48 PM

Approved By:

 JUDE A. DUARTE, DPA
 University President
 Date: October 10, 2025 08:49 PM