




STATEMENT OF APPROVED BUDGET, UTILIZATIONS, DISBURSEMENTS AND BALANCES
(For Off-Budgetary Funds)
As at the Quarter Ending September 30, 2025

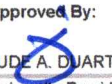
Department : State Universities and Colleges (SUCs)
 Agency/Entity : Southern Leyte State University
 Operating Unit : < not applicable >
 Organization Code (UACS) : 08 081 0000000
 Fund Cluster : 06 - Business Related Funds
 (e.g. UACS Fund Cluster: 05-Internally Generated Funds and 06-Business Related Funds)

| Particulars | UACS CODE | Approved Budget | | | Utilizations | | | | | Disbursements | | | | | Balances | | |
|---|------------------|---------------------------|--|---------------------------|-----------------------------|----------------------------|---------------------------------|--------------------------------|--------------|-----------------------------|----------------------------|---------------------------------|--------------------------------|--------------|-------------------|------------------------------------|--------------|
| | | Approved Budgeted Revenue | Adjustments (Reductions, Modifications/ Augmentations) | Adjusted Budgeted Revenue | 1st Quarter Ending March 31 | 2nd Quarter Ending June 30 | 3rd Quarter Ending September 30 | 4th Quarter Ending December 31 | Total | 1st Quarter Ending March 31 | 2nd Quarter Ending June 30 | 3rd Quarter Ending September 30 | 4th Quarter Ending December 31 | Total | Unutilized Budget | Unpaid Obligations (10-15)=(17+18) | |
| | | | | | | | | | | | | | | | | 5=[(3+(-)4)] | 6 |
| General Administration and Support | 1000000000000000 | 2,617,000.00 | 2,520,000.00 | 5,137,000.00 | 474,673.61 | 1,085,120.26 | 1,345,085.69 | 0.00 | 2,904,879.56 | 474,673.61 | 981,751.62 | 10,674.00 | 0.00 | 1,467,099.23 | 2,232,120.44 | 0.00 | 1,437,780.33 |
| General Management and Supervision | 100000100001000 | 2,617,000.00 | 2,520,000.00 | 5,137,000.00 | 474,673.61 | 1,085,120.26 | 1,345,085.69 | 0.00 | 2,904,879.56 | 474,673.61 | 981,751.62 | 10,674.00 | 0.00 | 1,467,099.23 | 2,232,120.44 | 0.00 | 1,437,780.33 |
| MOOE | | 2,218,600.00 | 2,520,000.00 | 4,738,600.00 | 474,673.61 | 1,085,120.26 | 1,068,300.69 | 0.00 | 2,628,094.56 | 474,673.61 | 981,751.62 | 10,674.00 | 0.00 | 1,467,099.23 | 2,110,505.44 | 0.00 | 1,160,995.33 |
| CO | | 398,400.00 | 0.00 | 398,400.00 | 0.00 | 0.00 | 276,785.00 | 0.00 | 276,785.00 | 0.00 | 0.00 | 0.00 | 0.00 | 0.00 | 121,615.00 | 0.00 | 276,785.00 |
| Sub-Total, General Administration and Support | | 2,617,000.00 | 2,520,000.00 | 5,137,000.00 | 474,673.61 | 1,085,120.26 | 1,345,085.69 | 0.00 | 2,904,879.56 | 474,673.61 | 981,751.62 | 10,674.00 | 0.00 | 1,467,099.23 | 2,232,120.44 | 0.00 | 1,437,780.33 |
| PS | | 0.00 | 0.00 | 0.00 | 0.00 | 0.00 | 0.00 | 0.00 | 0.00 | 0.00 | 0.00 | 0.00 | 0.00 | 0.00 | 0.00 | 0.00 | 0.00 |
| MOOE | | 2,218,600.00 | 2,520,000.00 | 4,738,600.00 | 474,673.61 | 1,085,120.26 | 1,068,300.69 | 0.00 | 2,628,094.56 | 474,673.61 | 981,751.62 | 10,674.00 | 0.00 | 1,467,099.23 | 2,110,505.44 | 0.00 | 1,160,995.33 |
| FinEx (if Applicable) | | 0.00 | 0.00 | 0.00 | 0.00 | 0.00 | 0.00 | 0.00 | 0.00 | 0.00 | 0.00 | 0.00 | 0.00 | 0.00 | 0.00 | 0.00 | 0.00 |
| CO | | 398,400.00 | 0.00 | 398,400.00 | 0.00 | 0.00 | 276,785.00 | 0.00 | 276,785.00 | 0.00 | 0.00 | 0.00 | 0.00 | 0.00 | 121,615.00 | 0.00 | 276,785.00 |
| GRAND TOTAL | | | 2,520,000.00 | 5,137,000.00 | 474,673.61 | 1,085,120.26 | 1,345,085.69 | 0.00 | 2,904,879.56 | 474,673.61 | 981,751.62 | 10,674.00 | 0.00 | 1,467,099.23 | 2,232,120.44 | 0.00 | 1,437,780.33 |
| PS | | 0.00 | 0.00 | 0.00 | 0.00 | 0.00 | 0.00 | 0.00 | 0.00 | 0.00 | 0.00 | 0.00 | 0.00 | 0.00 | 0.00 | 0.00 | 0.00 |
| MOOE | | 2,218,600.00 | 2,520,000.00 | 4,738,600.00 | 474,673.61 | 1,085,120.26 | 1,068,300.69 | 0.00 | 2,628,094.56 | 474,673.61 | 981,751.62 | 10,674.00 | 0.00 | 1,467,099.23 | 2,110,505.44 | 0.00 | 1,160,995.33 |
| FinEx (if Applicable) | | 0.00 | 0.00 | 0.00 | 0.00 | 0.00 | 0.00 | 0.00 | 0.00 | 0.00 | 0.00 | 0.00 | 0.00 | 0.00 | 0.00 | 0.00 | 0.00 |
| CO | | 398,400.00 | 0.00 | 398,400.00 | 0.00 | 0.00 | 276,785.00 | 0.00 | 276,785.00 | 0.00 | 0.00 | 0.00 | 0.00 | 0.00 | 121,615.00 | 0.00 | 276,785.00 |

Certified Correct:

 ROBIN ARIEL SUMAYA, CPA, MBA
 Budget Officer III
 Date: October 10, 2025 08:47 PM

Certified Correct:

 GERALDINE A. PALER, CPA
 SAO-Finance Division
 Date: October 10, 2025 08:47 PM

Recommending Approval By:

 CHRISTINE ALMA MAE M. DAGUPLO, CPA
 CAO- Finance Division
 Date: October 10, 2025 08:48 PM

Approved By:

 JUDE A. DUARTE, DPA
 University President
 Date: October 10, 2025 08:49 PM