

QUARTERLY PHYSICAL REPORT OF OPERATION

BAR No. 1

For the Quarter Ending March 31, 2012

Department : State Universities and Colleges

Agency/OU : Southern Leyte State University

Fund : 101

page 1 of 2

Program/Activity/Project (1)	Performance Measures (2)	Physical Target (3)	Accomplishment (4)	Variance (5)	Remarks (6)
A1a. General Administration and Support Services	Provision of effective & efficient administrative support, sound financial & personnel management				
	- No. of Personnel utilized	83	83	-	
	- No. of Offices/Units served	20	22	2	
A2a. Support to Operations	Extended services to clients through:				
	Guidance and Counseling				
	- No. of Personnel utilized	5	4	1	
	- No. of Clients: Students	4,300	4,648	348	
	Health Services (Medical/Dental)				
	- No. of Personnel utilized	2	2	-	
	- No. of Patients: Students/Faculty & Staff	1,200	1,374	174	
	Library Services				
	- No. of Personnel	5	5	-	
	- No. of Clients served : Students/Others	18,000	21,422	3,422	
A3. Operations					
a. Advance Education Services	- Number of Graduates	75	79	4	
b. Higher Education Services	Main & External Campuses data:				
	- Number of Graduates	1,100	1,234	134	
c. Research Services	Number of Research output presented				
	in international fora/conferences	1	2	1	Bontoc campus has scheduled the Research & Extension activities on April, 2012 .
	in national fora/conferences	-	-	-	
	in regional fora/conferences	1	2	1	
	in local In-House review	-	-	-	
	Number of Externally-Funded Research Projects in Progress	10	13	3	scheduled on April , 2012
	No.of researchers with track record	28	29	1	

page 2 of 2

Program/Activity/Project (1)	Performance Measures (2)	Physical Target (3)	Accomplishment (4)	Variance (5)	Remarks (6)
d. Extension Services	Number of Persons Trained				Bontoc campus has scheduled the Research & Extension activities on April, 2012 .
	Agricultural Extension	150	176	26	
	Technical /Vocational	250	268	18	
	Continuing Education for Professionals	250	262	12	
	Others	250	292	42	
	total	900	998	98	
	Number of Persons-Days Trained				
	Agricultural Extension	100	158	58	
	Technical /Vocational	500	508	8	
	Continuing Education for Professionals	100	106	6	
	Others	400	417	17	
	total	1,100	1,189	89	
	Number of LGUs Assisted in Development planning	5	6	1	
	External Campuses data :				
	- No. of Personnel utilized in adm./financial department	77	77	-	
	- No. of Offices/Units served by adm./financial department	45	45	-	
	- Guidance and Counseling				
	- No. of Personnel utilized	3	3	-	
	- No. of Clients served: students/school personnel	960	1,048	88	
	- Health Services (Medical/Dental)				
- No. of Personnel utilized	4	4	-		
- No. of Patients served: Students/Faculty & Staff	1,214	1,398	184		
- Library Services					
- No. of Personnel	6	7	1		
- No. of Clients served : Students/Others	6,460	6,791	331		

Prepared by :



LYLWIN G. ALCOBER
Administrative Officer V

Approved by:



GLORIA M. REYES, Ph. D.
University President

QUARTERLY PHYSICAL REPORT OF OPERATION
For the Quarter Ending June 30, 2012

BAR No. 1

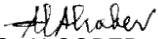
Department : State Universities and Colleges
 Agency/OU : Southern Leyte State University
 Fund : 101

Program/Activity/Project (1)	Performance Measures (2)	Physical Target (3)	Accom- plishment (4)	Variance (5)	Remarks (6)
A1a. General Administration and Support Services	Provision of effective & efficient administrative support, sound financial & personnel management - No. of Personnel utilized - No. of Offices/Units served	83 20	90 22	7 2	
A2a. Support to Operations	Extended services to clients through: Guidance and Counseling - No. of Personnel utilized - No. of Clients: Students Health Services (Medical/Dental) - No. of Personnel utilized - No. of Patients: Students/Faculty & Staff Library Services - No. of Personnel - No. of Clients served : Students/Others	5 6,000 2 1,200 5 6,400	5 8,110 2 1,266 6 6,625	- 2,110 - 66 1 225	
A3. Operations a. Advance Education Services b. Higher Education Services c. Research Services	- Enrollment- by Full Time Equivalent Main & External Campuses data: - Enrollment- by Full Time Equivalent Number of Merit Scholars Number of Non-Merit Scholars Number of Research output presented in international fora/conferences in regional fora/conferences in local In-House review Number of Externally-Funded Research Projects in Progress No.of researchers with track record No. of research programs published	380 8,800 484 1,315 - 1 4 4 9 20 12	398 9,206 548 1,692 - 2 5 5 11 20 13	18 406 - - - 1 1 1 2 - -	

	Performance	Physical	Accom-		
--	-------------	----------	--------	--	--

Program/Activity/Project (1)	Measures (2)	Target (3)	Actual (4)	Variance (5)	Remarks (6)
d. Extension Services	Number of Persons Trained				
	Agricultural Extension	150	175	25	
	Technical /Vocational	150	56	(94)	
	Continuing Education for Professionals	100	43	(57)	
	Others	100	310	210	
	total	500	584	84	
	Number of Persons-Days Trained				
	Agricultural Extension	50	55	5	
	Technical /Vocational	2,500	7,847	5,347	
	Continuing Education for Professionals	50	43	(7)	
	Others	400	310	(90)	
	total	3,000	8,255	5,255	
	Number of LGUs Assisted in Development planning	2	11	9	
	External Campuses data :				
	- No. of Personnel utilized in adm./financial department	95	96	1	
	- No. of Offices/Units served by adm./financial department	74	74	-	
	- Guidance and Counseling				
- No. of Personnel utilized	4	4	-		
- No. of Clients served: students/school personnel	1,250	2,227	977		
- Health Services (Medical/Dental)					
- No. of Personnel utilized	5	5	-		
- No. of Patients served:Students/Faculty & Staff	1,643	2,548	905		
- Library Services					
- No. of Personnel	8	8	-		
- No. of Clients served : Students/Others	3,265	4,283	1,018		

Prepared by :


 LYLWIN G. ALCOBER
 Administrative Officer V

Approved by:

JANE N. LABASTIDA, Ed. D..
 OIC/ Vice President for Academic Affairs

QUARTERLY PHYSICAL REPORT OF OPERATION
 For the Quarter Ending September 30, 2012


BAR No. 1


Department : State Universities and Colleges
 Agency/OU : Southern Leyte State University

Program/Activity/Project (1)	Performance Measures (2)	Physical Target (3)	Accomplishment (4)	Variance (5)	Remarks (6)
A1a. General Administration and Support Services	Provision of effective & efficient administrative support, sound financial & personnel management				
	- No. of Personnel utilized	83	90	7	
	- No. of Offices/Units served	20	22	2	
A2a. Support to Operations	Extended services to clients through:				
	Guidance and Counseling				
	- No. of Personnel utilized	5	5	-	
	- No. of Clients: Students	4,000	4,234	234	
	Health Services (Medical/Dental)				
	- No. of Personnel utilized	2	2	-	
	- No. of Patients: Students/Faculty & Staff	1,200	1,244	44	
	Library Services				
	- No. of Personnel	5	6	1	
	- No. of Clients served : Students/Others	6,400	17,932	11,532	
A3. Operations					
a. Advance Education Services	- Enrollment- by Full Time Equivalent			-	
b. Higher Education Services	Main & External Campuses data:			-	
c. Research Services	Number of Research output published				
	in international referred journal	1	2	1	
	in national referred journal	1	3	2	
	Number of Research output presented	-	-	-	
	in international fora/conferences	6	10	4	
	in national fora/conferences	1	2	1	
	in regional fora/conferences	1	1	-	
	Number of research proposal presented to other agencies for funding	2	8	6	
	Number of Externally-Funded Research Projects in Progress	8	8	-	

Program/Activity/Project (1)	Performance Measures (2)	Physical Target (3)	Accomplishment (4)	Variance (5)	Remarks (6)
---------------------------------	-----------------------------	------------------------	-----------------------	-----------------	----------------

d. Extension Services	Number of Persons Trained			
	Agricultural Extension	90	272	182
	Technical /Vocational	110	286	176
	total	200	558	358
	Number of Persons-Days Trained			
	Agricultural Extension	500	7,888	7,388
	Others	110	286	176
	total	610	8,174	7,564
	Number of other agencies collaborated with	2	9	7
	External Campuses data :			
	- No. of Personnel utilized in adm./financial department	61	62	1
	- No. of Offices/Units served by adm./financial department	36	36	-
	- Guidance and Counseling			
	- No. of Personnel utilized	3	3	-
	- No. of Clients served: students/school personnel	1,273	1,870	597
- Health Services (Medical/Dental)				
- No. of Personnel utilized	2	2	-	
- No. of Patients served:Students/Faculty & Staff	1,465	1,995	530	
- Library Services				
- No. of Personnel	3	3	-	
- No. of Clients served : Students/Others	3,343	4,345	1,002	

Prepared by : 
 LYLWIN G. ALCOBER
 Administrative Officer V

Approved by: 
 GLORIA M. REYES, Ph. D.
 University President

QUARTERLY PHYSICAL REPORT OF OPERATION
 For the Quarter Ending December 31, 2012

BAR No. 1


Department : State Universities and Colleges
 Agency/OU : Southern Leyte State University
 Fund : 101


	Performance	Physical	Accom-	
--	-------------	----------	--------	--

Program/Activity/Project (1)	Measures (2)	Target (3)	Accomplishment (4)	Variance (5)	Remarks (6)
A1a. General Administration and Support Services	Provision of effective & efficient administrative support, sound financial & personnel management - No. of Personnel utilized - No. of Offices/Units served			7 -	
A2a. Support to Operations	Extended services to clients through: Guidance and Counseling - No. of Personnel utilized - No. of Clients: Students Health Services (Medical/Dental) - No. of Personnel utilized - No. of Patients: Students/Faculty & Staff Library Services - No. of Personnel - No. of Clients served : Students/Others			- - - - - - -	
A3. Operations a. Advance Education Services b. Higher Education Services c. Research Services	- Enrollment- by Full Time Equivalent Main & External Campuses data: Number of Research output published in international referred journal in national referred journal Number of Research output presented in international fora/conferences in national fora/conferences in regional fora/conferences Number of research proposal presented to other agencies for funding Number of Externally-Funded Research Projects in Progress			- - - - - - - -	

Program/Activity/Project (1)	Performance Measures (2)	Physical Target (3)	Accomplishment (4)	Variance (5)	Remarks (6)
d. Extension Services	Number of Persons Trained Agricultural Extension			-	

Technical /Vocational			-
total	-	-	-
Number of Persons-Days Trained			
Agricultural Extension			-
Others			-
total	-	-	-
Number of other agencies collaborated with			-
External Campuses data :			
- No. of Personnel utilized in adm./financial department			-
- No. of Offices/Units served by adm./financial department			-
- Guidance and Counseling			
- No. of Personnel utilized			-
- No. of Clients served: students/school personnel			-
- Health Services (Medical/Dental)			
- No. of Personnel utilized			-
- No. of Patients served: Students/Faculty & Staff			-
- Library Services			
- No. of Personnel			-
- No. of Clients served : Students/Others			-

Prepared by : 
 LYLWIN G. ALCOBER
 Administrative Officer V

Approved by: 
 GLORIA M. REYES, Ph. D.
 University President