

QUARTERLY PHYSICAL REPORT OF OPERATION

For the Quarter Ending March 31, 2013

BAR No. 1

Department : State Universities and Colleges

Agency/OU : Southern Leyte State University


Fund : 101

page 1 of 2


Program/Activity/Project (1)	Performance Measures (2)	Physical Target (3)	Accomplishment (4)	Variance (5)	Remarks (6)	
MFO 1 Advanced & Higher Education Services	Weighted Number of Graduates					
	Pre - Baccalaureate	303	246	(57)		
	Baccalaureate	951	900	(51)		
	Post Baccalaureate	16	16	-		
	Masters	20	95	75		
	Total	1290	1257	(33)		
	Gross Graduation Rates Per Program Level			-		
	Pre - Baccalaureate	75%	61%	-14%		
	Baccalaureate	84%	158%	74%		
	Post Baccalaureate	75%	100%	25%		
	Masters	27%	84%	57%		
	All Program Levels Combined	65%	100%	35%		
	MFO 2 Research Services	Number of Research Outputs Published			-	
		In Refereed International Journals	0	2	2	
In Institutional Journals		1	1	-		
Number of Research Outputs Dessiminated or Presented						
In International Fora/Conferences		5	9	4		
In National Fora/Conferences		1	8	7		
In Philippine Regional Fora/Conferences		2	2	-		
No. of Researchers with Track Records (the same persons throughout the year)		25	27	2		
No. of Externally-Funded Research Projects in Progress	10	10	-			

Program/Activity/Project (1)	Performance Measures (2)	Physical Target (3)	Accom- plishment (4)	Variance (5)	Remarks (6)
MFO 3 Extension Services	Number of Persons Trained			-	
	Agricultural Extension	1,180	630	(550)	
	Technical/Vocational	250		(250)	
	Continuing Education for Professionals	30		(30)	
	Others	75		(75)	
	Total	1,535	630	(905)	
	Number of Person-Days Trained				
	Agricultural Extension	3,460	3,557	97	
	Technical/Vocational	1,100		(1,100)	
	Others	170		(170)	
	Total	4,730	3,557	(1,173)	
	Number of LGUs Assisted in Development Planning	2	5	3	
				-	
			-		

Consolidation made by :


 LYLWIN G. ALCOBER
 Administrative Officer V


Approved by:


 GLORIA M. REYES, Ph. D.
 University President

Program/Activity/Project (1)	Performance Measures (2)	Physical Target (3)	Accomplishment (4)	Variance (5)	Remarks (6)
MFO 1 Advanced & Higher Education Services					
	Number of Weighted Full Time Equivalent Students (FTES)				
	Pre - Baccalaureate	1,817	1,366.27	(451)	
	Baccalaureate	7,510	8,772.77	1,263	
	Post Baccalaureate	20	29.39	9	
	Masters	640	323.17	(317)	
	Doctor of Education	18	61.00	505	
	Total	10,005	10,552.60	548	
	Licensure Passing Rates (Average Per Year)				
	Education, Science and Teacher Training	34%	43%	9%	
	Engineering, Technology and IT	66%	50%	-16%	
	All Fields Combined	50%	46.55%	-3.450%	
	% Of All Programs which are Accredited at Level 3				
	Baccalaureate	10%	10%	-	
	Masters				
	Number of Externally - Funded Merit Scholars	987	601	-386	
MFO 2 Research Services					
	Number of Research Outputs Published				
	In Refereed International Journals	3rd qtr. target	1	1	
	In Other International Journals	3rd qtr. target			
	In Refereed National Journals	3rd qtr. target			
	In Other National Journals	3rd qtr. target			
	In Institutional Journals	11	3	-8	

Program/Activity/Project (1)	Performance Measures (2)	Physical Target (3)	Accomplishment (4)	Variance (5)	Remarks (6)
MFO 2 Research Services	Number of Research Outputs Dessiminated or Presented				
	In International Fora/Conferences	0	15	15	
	In National Fora/Conferences	7	10	3	
	In Philippine Regional Fora/Conferences	7	15	8	
	In House Review	0	5	5	
	No. of Externally-Funded Research Projects in Progress	2	7	5	
MFO 3 Extension Services	Number of Persons Trained				
	Agricultural Extension	1765	2417	652	
	Technical/Vocational	520	15	-505	
	Continuing Education for Professionals	180	56	-124	
	Others	120	650	530	
	Total	2585	3138	553	
				0	
	Number of Person-Days Trained				
	Agricultural Extension	4380	2471	-1909	
	Technical/Vocational	1190	15	-1175	
	Continuing Education for Professionals	100	56	-44	
	Others	190	1650	1460	
	Total	5860	4192	-1668	
	Number of LGUs Assisted in Development Planning	4	4	0	

Consolidation made by :



LYLWIN G. ALCOBER
Administrative Officer V

Approved by:

VALERIO B. CABALO, Ph. D.
VP for Administration & Finance

QUARTERLY PHYSICAL REPORT OF OPERATION
For the Quarter Ending September 30, 2013

BAR No. 1

Department : State Universities and Colleges
Agency/OU : Southern Leyte State University
Fund : 101

page 1 of 2


Program/Activity/Project (1)	Performance Measures (2)	Physical Target (3)	Accomplishment (4)	Variance (5)	Remarks (6)
MFO 1 Advanced & Higher Education Services					
	Licensure Passing Rates (Average Per Year)				
	Agriculture, Forestry, Fisheries	20%	25%	5%	
	Engineering, Technology and IT	34%	66%	32%	
	All Fields Combined	50%	45.50%	18.50%	
	% Of All Programs which are Accredited at Level 1				
	Baccalaureate	5%	10%	5%	
	Masters	20%	20%	-	
	% Of All Programs which are Accredited at Level 2				
	Baccalaureate	30%	15%	-	
	Masters	40%	40%		
MFO 2 Research Services					
	Number of Research Outputs Published				
	In Refereed International Journals	2	0	-2	
	In Other International Journals	1	0	-1	
	In Refereed National Journals	1	0	-1	
	In Other National Journals	1	0	-1	
	In Institutional Journals	4	0	-4	

page 2 of 2

Program/Activity/Project (1)	Performance Measures (2)	Physical Target (3)	Accomplishment (4)	Variance (5)	Remarks (6)
MFO 2 Research Services					
	Number of Research Outputs Dessiminated or Presented				
	In International Fora/Conferences	5	3	-2	
	In National Fora/Conferences	3	0	-3	
	In Philippine Regional Fora/Conferences	2	0	-2	

MFO 3 Extension Services	In House Review	0	0	0
	NO. of copyrights registered	1	1	0
	No. of Externally-Funded Research Projects in Progress	0	6	6
	Number of Persons Trained			
	Agricultural Extension	1394	641	-753
	Technical/Vocational	415	134	-281
	Continuing Education for Professionals	430	251	-179
	Others	95	42	-53
	Total	2334	1068	-1266
	Number of Person-Days Trained			0
	Agricultural Extension	5675	3974	-1701
	Technical/Vocational	1305	355	-950
	Continuing Education for Professionals	175	582	407
	Others	170	201	31
	Total	7325	5112	-2213
	Number of LGUs Assisted in Development Planning	2	4	0

Consolidation made by :


 LYLWIN G. ALCOBER
 Administrative Officer V

Approved by:

VALERIO B. CABALO, Ph. D.
 VP for Administration & Finance

QUARTERLY PHYSICAL REPORT OF OPERATION
 For the Quarter Ending December 31, 2013

BAR No. 1

Department : State Universities and Colleges
 Agency/OU : Southern Leyte State University
 Fund : 101

page 1 of 2

	Performance	Physical	Accom-		
--	-------------	----------	--------	--	--

Program/Activity/Project (1)	Measures (2)	Target (3)	plishment (4)	Variance (5)	Remarks (6)
MFO 1 Advanced & Higher Education Services	Number of Weighted Full Time Equivalent Students (FTES)				
	Pre - Baccalaureate	1,490	1,092.21	(398)	
	Baccalaureate	6,859	7,925.45	1,066	
	Post Baccalaureate	13	22.00	9	
	Masters	15	54.67	40	
	Doctor of Education	375	210.78	(164)	
	Total	8,752	9,305.11	553	
	Licensure Passing Rates (Average Per Year)				
	Education, Science and Teacher Training	60%	78.52%	19%	
	Engineering, Technology and IT	50%	62.50%	13%	
	BS Criminal Justice	75%	64.44%	-11%	
	All Fields Combined	62%	68.49%	6.827%	
	BS Criminal Justice				
	% Of All Programs which are Accredited at Level 3				
	Baccalaureate			-	
Masters					
Number of Externally - Funded Merit Scholars		906	1452	546	
MFO 2 Research Services	Number of Research Outputs Published				
	In Refereed International Journals	4	5	1	
	In Other International Journals	4	1	-3	
	In Refereed National Journals	0	2	2	
	In Other National Journals	2	0	-2	
	In Institutional Journals	12	6	-6	

QUARTERLY PHYSICAL REPORT OF OPERATION
For the Quarter Ending December 31, 2013

BAR No. 1


Department : State Universities and Colleges
Agency/OU : Southern Leyte State University
Fund : 101

page 2 of 2

Program/Activity/Project (1)	Performance Measures (2)	Physical Target (3)	Accom- plishment (4)	Variance (5)	Remarks (6)
MFO 2 Research Services	Number of Research Outputs Dessiminated or Presented				
	In International Fora/Conferences	4	1	-3	
	In National Fora/Conferences	3	4	1	

MFO 3 Extension Services	In Philippine Regional Fora/Conferences	7	0	-7
	In House Review	0	6	6
	No. of copyrights registered	1	1	0
	No. of Externally-Funded Research Projects in Progress	0	9	9
	Number of Persons Trained			
	Agricultural Extension	3890	3013	-877
	Technical/Vocational	830	387	-443
	Continuing Education for Professionals	456	335	-121
	Others	360	400	40
	Total	5536	4135	-1401
	Number of Person-Days Trained			
	Agricultural Extension	5735	5486	-249
	Technical/Vocational	1490	970	-520
	Continuing Education for Professionals	456	540	84
	Others	480	605	125
	Total	8161	7601	-560
	Number of LGUs Assisted in Development Planning	19	16	-3

Consolidation made by :


 LYLWIN G. ALCOBER
 Administrative Officer V

Approved by:

VALERIO B. CABALO, Ph. D.
 VP for Administration & Finance