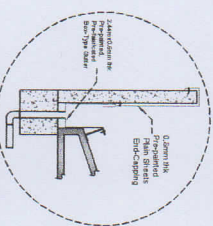
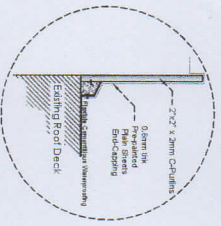
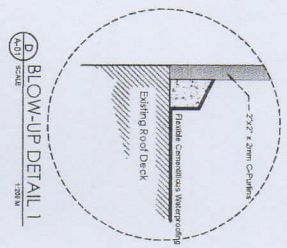
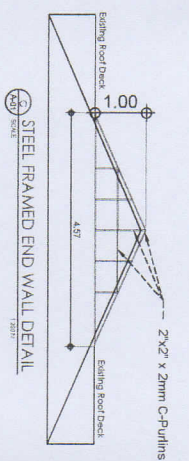


**A** ADMIN BLDG. ROOF PLAN  
 1:200 N  
 A-A' SCALE

**B** SECTION AA'  
 1:200 N  
 A-A' SCALE



0.8mm thk Pre-painted Plain Sheets End - Capping